PATENT OFFICE
OF THE REPUBLIC OF POLAND

ANNUAL REPORT





2021

CONTENTS

Learn more about intellectual property – what we do, how we act 9

See who we cooperate with 21

Find out how we support users through modern solutions 29

Have a look at applications filed and IP rights granted 35

- Inventions and utility models 38
- Supplementary protection certificates for medicinal products and plant protection products (SPC) 43
- European patent validations 44
- Trade marks 45
- Industrial designs 47
- Topographies of integrated circuits 48
- Geographical indications 48

Take advantage of examiners' advice 49

Monitor and exercise your rights 53

Investments 57

Statistics 61

Dear Readers,

The protection of intellectual achievements has a significant influence on the growth of welfare of every country – therefore, it is extremely important for the economy to ensure an effective system of protection of intellectual property rights, including industrial property rights. The Patent Office of the Republic of Poland is the most important element of this system. It provides legal protection for all industrial property objects: inventions, trade marks, utility models, industrial designs, topographies of integrated circuits and geographical indications. This protection guarantees certainty in trade and enables the economic use of intellectual property while respecting the rights of all users of the protection system. Industrial property rights directly support innovation, being an important factor of encouragement for creators and entrepreneurs to create new solutions indispensable for economic development.

Presenting in the Annual Report a wide spectrum of the Patent Office's activities conducted in 2021 at both national and international forum, I would like to stress that political and economic transformations pose a number of new challenges to national, European and world patent systems. In the global economic context, it is extremely important to ensure the efficient protection of industrial property objects, allowing entrepreneurs to effectively implement innovations and in consequence encouraging them to increase expenditure on research and development projects aimed at creation of new technical solutions. For my part, I can assure you that one of the main priorities of the Patent Office is a continuous effort to make the industrial property protection system in Poland as effective as possible for all users.

Presenting to you the Annual Report 2021 of the Patent Office of the Republic of Poland I do hope that this publication will be an important reference for comprehensive information on the activities of our institution for all interested parties.

At the same time, I would like to wholeheartedly thank all the institutions and persons cooperating with the Patent Office within the framework of various activities aimed at the development of industrial property protection in Poland. I am firmly convinced that such initiatives constitute a very important factor contributing to the strengthening of social respect for intellectual property, which is the foundation of a modern knowledge-based economy.

Edyta Demby-Siwek

E Demby-Siwek

President of the Patent Office of the Republic of Poland

MISSION

While protecting industrial property, we support innovation and competitiveness of the Polish economy.

VISION

Creativity has been the best inspiration for us for over 100 years. That is why our vision is the creation of a modern and professional office which supports creators in gaining profit from industrial property.

High quality and transparency of the decisions issued – 97.8% - the share of decisions that were not subject to request for re-examination of the case in the application and registering process

97,8%

Just 0.18% – the share of decisions that were the subject of complaint filed with the administrative court in the total number of decisions issued by the Polish Patent Office

0,18%

Modern tools implemented by the Polish Patent Office within the Platform for Electronic Services of the Patent Office (PUEUP)

Number of conducted formal and legal examinations of patent, utility model, trade mark applications, supplementary protection certificates (SPC), topographies of integrated circuits and European patent validations

32 612

Number of applications filed under national and international procedure

35 028

Inventions	3 488
Utility models	779
Applications for European patent validations	11 888
Trade marks	17 576
Industrial designs	1 214
Supplementary protection certificates	61
Topographies of integrated circuits	22

Number of phone consultations provided by the Office

23 488

95%

Share of satisfied customers who used telephone information services at the Information Center for the Protection of Industrial Property

Total number of enquiries received by the Polish Patent Office through various communication channels: telephone, email, callback or personal visit at the Office

31 792

Number of events

approx. 50



Number of cases decided in 2021 in the Polish Patent Office concerning applications filed for protection under national and international procedure in which the proceedings have been completed

37 084

67,1%

Rights in registration of topographies of integrated circuits

Number of participants of the events

approx. 100 000

Total number of industrial property protection system users

799 275

Number of correspondence items sent by the Polish Patent Office to industrial property system users, including electronic correspondence

104 458

Total number of exclusive rights for industrial property objects remaining in force in Poland as of 31st December 2021

374 337

Number of exclusive rights granted in 2021 under national and international procedure

34 590

Patents for inventions	3 319
Rights of protection for utility models	571
European patent validations	12 841
Rights of protection for trade marks	16 756
Rights in registration for industrial designs	1 048
Supplementary protection certificates	42
Rights in registration of topographies of integrated circuits	13

LEARN MORE ABOUT INTELLECTUAL PROPERTY –

WHAT WE DO, HOW WE ACT



The Patent Office of the Republic of Poland provides legal protection covering industrial property objects: inventions, trade marks, utility models, industrial designs, topographies of integrated circuits and geographical indications. This protection consists in granting exclusive rights to natural persons and business entities. It guarantees certainty in trade and enables the market use of intellectual property under the industrial property protection system, while respecting the rights of all its users. The protection of exclusive rights also serves to support innovation, being an important factor encouraging authors and entrepreneurs to create new solutions necessary for economic development. The Patent Office carries out an educational mission aimed at the broad dissemination of knowledge on the protection of intangible asset rights. Raising public awareness in this respect is a necessary condition for a wider use of industrial property protection as a legal instrument that effectively supports creativity and entrepreneurship.

Effective dissemination of the knowledge on the protection of intellectual property is one of the basic factors influencing the proper functioning of the system securing the rights of creators of innovative solutions and enabling the economic use of intangible assets. In the conditions of a dynamic technological and economic development, both the creators of innovative solutions and entities investing in the implementation of innovations must have in-depth knowledge of the principles of protection of industrial property objects. The scope of this information should include, inter alia, a wide range of issues related to the acquisition of exclusive rights, commercialization of innovations and effective enforcement of the protection granted. It is also very important to promote modern methods of managing industrial property rights, among others, by developing this subject in academic curricula and by educating school youth on basic issues related to intellectual property.

The world experience of the most developed countries clearly shows that without a systematic increase in social awareness of the functioning of the intellectual property protection system, it is not possible to create and develop a truly innovative economy. Bearing in mind these important conditions, the Patent Office of the Republic of Poland conducts intensive educational, information and promotional activities aimed at broadening the society's knowledge of the importance of intellectual property protection for the sustainable development of the economy on many levels.

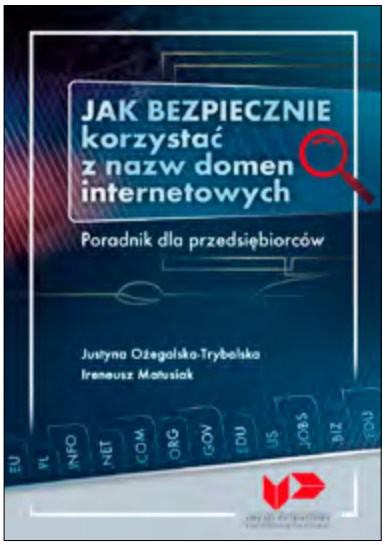

Information and educational initiatives undertaken by the Office are mainly related to broadening the access to knowledge on the protection of intellectual property and serve to limit negative economic phenomena in the form of various infringements of exclusive rights. To achieve this goal, the Office develops many publications, guides, organizes conferences, symposia, training workshops, cooperates with national business organizations, employers' associations and creative associations, as well as with universities. Many of these activities are carried out in close cooperation with the World Intellectual Property Organization (WIPO), the European Patent Office (EPO), the European Union Intellectual Property Office (EUIPO) and patent offices of other countries.

Another important area of the Office's activity is responsibility for the efficient flow of patent information, which is one of the basic sources enabling comprehensive orientation in the dynamic processes of scientific and technical progress. This knowledge is essential not only for the examiners of the Patent Office, but also for scientific staff, who in this way can gain access to the state-of-the-art data in all fields of technology. For this purpose, the Office, inter alia, maintains and makes available a central collection of Polish and foreign patent specifications enabling all interested parties to learn about the essence of technical solutions subject to protection, which is in many cases necessary, for example, for planning a company's development strategy or verifying a research program for a given issue.

It should be emphasized that the protection of exclusive rights in the field of industrial property is regulated not only by national regulations, but also by agreements, treaties and international agreements. The fulfillment of these obligations requires the Patent Office to continuously cooperate with many international organizations, such as the World Intellectual Property Organization, the European Patent Organization and the European Union Intellectual Property Office. Representatives of the Patent Office also participate in sessions of the European Commission and the Council of the European Union devoted to issues related to the protection of industrial property. The changes taking place in the European and world standards of patent activity also require the Office's constant activity in initiating relevant legislative changes.

In order to perform its statutory tasks, the Patent Office cooperates with central bodies and institutions of public administration, as well as with industry organizations, professional and social associations, whose activities are related on various levels with the issues of industrial property protection in Poland and in the international forum. Thanks to this cooperation, the Patent Office, among others, effectively disseminates knowledge on the protection of intellectual property, including industrial property, organizing several dozen events in the form of webinars, exhibitions, workshops, training courses, conferences and competitions during the year, implementing system projects, as well as issuing both specialist and popular publications. These events – conducted online or in the hybrid formula – were attended by over 100 thousand people in 2021.

Basic statistical data:

- Number of all applications of industrial property objects filed in 2021 under national and international procedure: **35 028**;
- Number of cases decided in 2021 in the Patent Office concerning applications filed for protection under national and international procedure in which the proceedings have been completed: **37 084**;
- Number of exclusive rights granted in 2021 under national and international procedure: **34 590**;
- Total number of exclusive rights for industrial property objects remaining in force in Poland as of 31st December 2021: **374 337**;
- Number of correspondence sent by the Polish Patent Office to industrial property system users in 2021: **104 458**.

The period of the COVID-19 pandemic made it necessary to redefine the goals that the Patent Office should pursue. Nevertheless, the mission of the Office is still valid, and it is **the protection of industrial property and the promotion of innovation**. The protection provided by the Office is an indispensable element of the commercialization process, which in turn translates directly into profit-making, market success of entrepreneurs, and in a broader perspective – stimulating the innovativeness of the economy. In 2021, five main goals of the Patent Office of the Republic of Poland were implemented:

1. supporting creators in obtaining protection of industrial property objects by streamlining the procedure before the Office;
2. customer orientation through constant improvement of the quality of services provided;
3. informing about industrial property rights filed for protection and granted and raising awareness in the field of intellectual property;
4. developing cooperation with national and international institutions to build a knowledge-based economy;
5. implementing user-friendly and easy-to-use digital tools.

SUPPORTING CREATORS IN OBTAINING PROTECTION OF INDUSTRIAL PROPERTY OBJECTS BY STREAMLINING THE PROCEDURE BEFORE THE OFFICE

One of the most important priorities of the Patent Office is to process applications filed for the purpose of obtaining protection for industrial property as quickly as possible. Therefore, in 2021, the Office consistently strove to shorten the time of examining applications as well as accelerate and streamline procedures with regard to all industrial property objects.

The need to accelerate the processing of applications became the reason for the launch in March 2021 of a new procedure for examining trade mark and industrial design applications – the so-called Fast Track system. One of the main conclusions of the current economic analyzes is that, due to the pandemic, brands may require rebranding – changing the way of communication, and thus

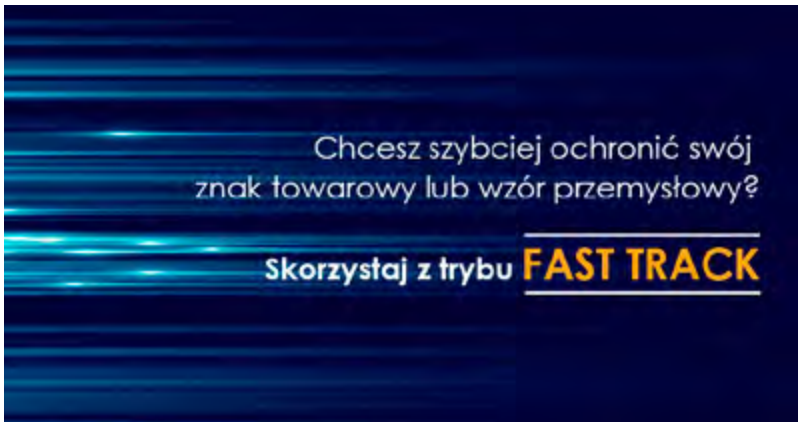

changing the appearance of products and their packaging, which in turn involves the need to develop and file for protection of new trade marks, which can now take many different forms, including unconventional ones: short film, hologram or sound. Thanks to the launch of Fast Track, it was possible to effectively reduce the processing time of industrial design applications.

CUSTOMER ORIENTATION THROUGH CONSTANT IMPROVEMENT OF THE QUALITY OF SERVICES PROVIDED

An important element of the Patent Office's operations is the area of quality management and adapting the principles of its operation to the ever higher requirements of the information society. Over the past year, the Office assessed the course of administrative proceedings, including issuing decisions, on an ongoing basis, in order to identify the causes of possible delays and factors reducing their quality.

It should be emphasized that the number of complaints to the Provincial Administrative Court decreased by 20, i.e. 18.3%, while at the same time, the total number of decisions increased by 11 408, i.e. 29.2% compared to 2020.

INFORMING ABOUT INDUSTRIAL PROPERTY RIGHTS FILED FOR PROTECTION AND GRANTED AND RAISING AWARENESS IN THE FIELD OF INTELLECTUAL PROPERTY

One of the objectives of the Office was to inform effectively and as soon as possible about the industrial property rights filed for protection and granted. In order to achieve this goal, since July 2021, the two main publications of the Patent Office, that is: "Bulletin of the Patent Office" and "Communications of the Patent Office", have changed the publishing cycle from 2 weeks to 1 week. This important, qualitative change required internal remodeling of processes within organizational units and increasing the efficiency of information flow.

In 2021, the Patent Office of the Republic of Poland disseminated knowledge about intellectual property primarily through four main channels:

- promotional activities (conferences, webinars, workshops, trainings) targeted at various social and professional groups;
- multi-channel Information Center for the Protection of Intellectual Property (a specialized organizational unit of the Patent Office);
- Patent Information Centers (OIP);
- system projects covering the entire territory of Poland (e.g. "Intellectual Property in Your Company" and "Intellectual Property in Your School").

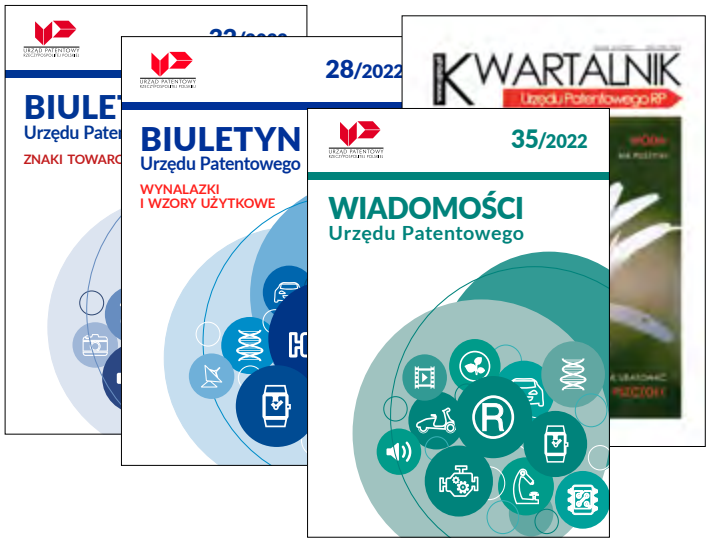

In 2021, the Patent Office continued the implementation of the project "Intellectual Property in Your Company" aimed at entrepreneurs from the small and medium-sized enterprise (SME) sector. The project is financed in 100% from the budget of European funds. The service provided under the project consists in identifying intellectual property in the company. Thanks to it, entrepreneurs receive practical instructions on how to protect their company's intellectual property and the possibilities of commercializing intangible goods.

In 2021, the Patent Office continued to coordinate the nationwide educational project for teachers and students of secondary schools "Intellectual Property in Your School", the purpose of which is to provide practical knowledge on the protection of intellectual property.

The Patent Office's plans for 2021 in the field of disseminating knowledge about the protection of industrial property have been implemented despite the difficulties related to the pandemic. What is worth emphasizing, as in 2020, these activities were more intensified, and thanks to the use of modern means of remote communication, the organized projects could be addressed to a much larger group of recipients. As a result, over 100 000 people benefited from the educational, information and promotional activities of the Office. It is estimated that over 90 000 people visited the exhibition of the Patent Office "Creative by nature" during the EXPO 2020 in Dubai. The exhibition was held from 18th November to 1st December 2021 in the Poland Pavilion at the World Exposition EXPO 2020. The artistic director of the exhibition was a Polish designer, curator of many international exhibitions, Dorota Koziara. The exhibition promoting Polish innovation, design and art was in line with the general theme of the EXPO 2020 and with the main slogan of the Poland Pavilion – "Poland. Creativity inspired by nature".

2021

January – December
A series of information and consultation meetings organized online

January

20th January
Lecture devoted to intellectual property protection addressed to teachers and students of mechanical and electrical schools in Tarnów

25th March
"Intellectual Property for New Times" – a webinar

March

February

17th–18th February
Two online seminars, organized jointly with the EPO as part of the "IP for you" series and "Ideas Powered for Business"

April

26th April

Online conference on the occasion of the World Intellectual Property Day – "Protection of Innovation in an Enterprise – Commercialization in the Time of the Pandemic"

May

18th May

"Tax Solutions for Research, Development and Innovation – IP Box Preference" – webinar

June

9th June

"Intellectual Property in Your School... and After School Too!" – online meeting during the E(x)plory Science Festival in Lodz

17th June

Online training for journalists as part of the Media Academy of Intellectual Property

23rd June

14th International Conference of the PPO in a series "Innovation and Creativity in Economy"

12th October
7th Seminar of Arbitrators and Arbitration Court Mediators for Internet Domains at the Polish Chamber of Information Technology and Telecommunications in Cambridge Innovation Center in Warsaw



21st September
"Implementation of adopted common practices: designation of inventor and examination of unity of invention" online workshop

19th October
Online training for journalists as part of the Media Academy of Intellectual Property

19th–20th October
Meeting within the framework of the CoCoNet (European Communication Correspondent Network)

September

October

7th October
"Tax Solutions for Research, Development and Innovation – IP Box Preference" – webinar

from 13th October to 18th November
A series of webinars: "ABC of Intellectual Property", "We are all creators", "Creative every day", "In the world of Polish inventions – trends in patenting" and "Intellectual property without limitations"

6th, 13th, 20th, and 27th October
A series of online meetings addressed to Patent Information Centres

19th edition of the competition for the best academic thesis on intellectual property

19th edition of the competition for an artistic poster on the subject of intellectual property protection

9th edition of the competition of a short movie promoting intellectual property

9th edition of the competition for a press release in intellectual property protection, including industrial property

6th–10th December

"Videogames and their Uniting Power – Everything you need to know about enabling environments and new trends" workshop within the framework of the UN Digital Summit in Katowice – Internet Governance Forum 2021

10th December

Lecture on intellectual property protection during the E(x)plory competition organized in the King Jan III Sobieski School Complex in Jastrzębie-Zdrój

2022

November/December

26th–27th October

"Legal counsel as a representative before the Patent Office" – online training

18th November – 1st December

"Creative by nature" – exhibition organized in the Poland Pavilion during the World EXPO 2020 in Dubai

SEE WHO
WE COOPERATE WITH



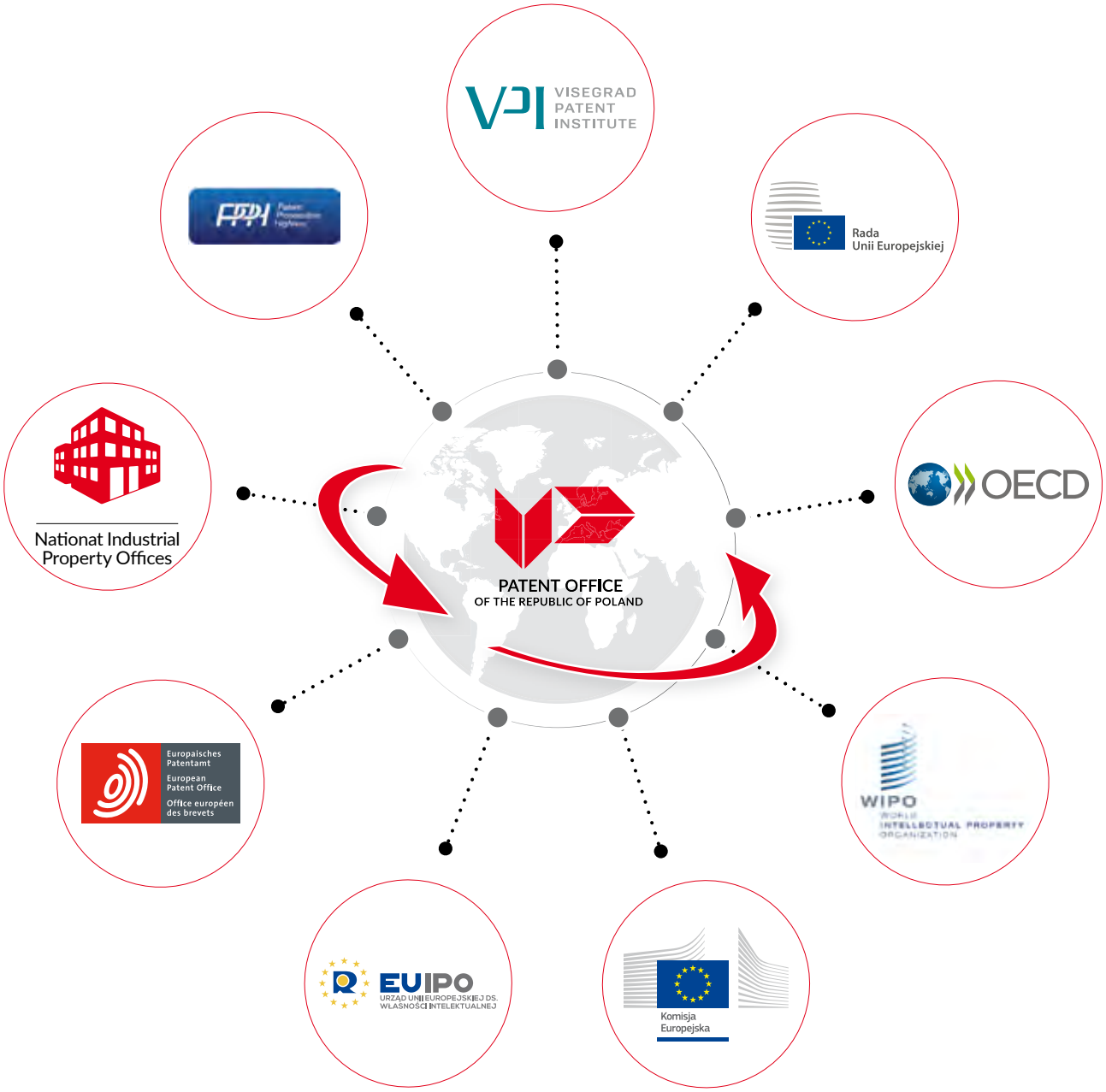
VISEGRAD PATENT INSTITUTE
Rada Unii Europejskiej
OECD
Nationat Industrial Property Offices
PATENT OFFICE
OF THE REPUBLIC OF POLAND
Europaisches Patentamt
European Patent Office
Office européen des brevets
WIPO
EUIPO
URZĄD UNII EUROPEJSKIEJ DS. WŁASNOŚCI INTELEKTUALNEJ
Komisja Europejska

The Patent Office of the Republic of Poland is directly responsible for the implementation of obligations under international agreements relating to industrial property rights protection systems and cooperation agreements with the authorities competent for intellectual property in European and non-European countries. Extensive international cooperation enables applicants to have an easier access to the systems of international protection of inventions and industrial designs. It should be emphasized that the performance of the Office's statutory tasks requires the Office to cooperate on a permanent basis with many international organizations, such as the World Intellectual Property Organization (WIPO), the European Patent Organization (EPO) and the European Union Intellectual Property Office (EUIPO). The representatives of the Office also cooperate with the European Commission (EC) and the Council of the European Union in the field of industrial property protection. The Office is therefore a link that provides the Polish economy with constant contact with the international system of industrial property protection. Due to the announcement of the state of an epidemic threat in 2020, and then the state of the epidemic of COVID-19, the cooperation between the Patent Office and most institutions was conducted in a virtual form in 2021.

The complexity of the environment in which the Patent Office of the Republic of Poland operated in 2021 required cooperation with both domestic institutions – in the implementation of joint ventures and stimulating system solutions, and with entities operating on the international arena – in the area of implementing modern tools and exchanging experiences and good practices. The Patent Office continued and initiated cooperation with many institutions. Among them were, among others: Łukasiewicz Research Network, Spokesperson for Small and Medium-Sized Enterprises, National Center for Research and Development, Polish Agency for Enterprise Development, Industrial Development Agency, Information Processing Center, SGH Warsaw School of Economics and Jagiellonian University in Kraków. The effect of this cooperation is to be both analyses and specific tools supporting entrepreneurs in the field of intellectual property. Last year, a pilot study on the impact of industrial property on the financial results of enterprises from selected industries was carried out in cooperation with the Warsaw School of Economics.

The Patent Office, as a central administration body, maintained its close cooperation with other administrative units in the field of broadly understood intellectual property protection. The Office collaborated primarily with the Ministry of Economic Development and Technology – in creating the framework for the industrial property protection system and in undertaking joint initiatives to disseminate knowledge about the protection and management of intangible goods.

In 2021, the Patent Office continued to cooperate with the intellectual property courts established on 1st July 2020. As part of the cooperation, the Office organized a number of meetings and trainings. At the same time, the Office regularly sent to the above-mentioned courts, information on the latest case-law of the Court of Justice of the European Union (CJEU) as well as on available trainings and lectures in the field of industrial property.

COOPERATION WITH THE WORLD INTELLECTUAL PROPERTY ORGANIZATION (WIPO)

The World Intellectual Property Organization coordinates and creates regulations regarding the intellectual property protection system, as well as provides legal and technological assistance. The aim of the Organization is to broaden the knowledge on the protection of intellectual property rights in the international arena and to ensure administrative cooperation within the scope of the enforcement of intellectual property rights and copyrights. The Organization also watches over the observance of international agreements in order to prevent infringements of these rights.

The cooperation of the Patent Office with the WIPO takes place in the above-mentioned areas through, among others, participation of the Office's representatives in the work of the WIPO committees, working groups and committees of experts. On 6th October 2021 during the General Assemblies of the WIPO, held at the seat of the Organization in Geneva, the President of the Patent Office of the Republic of Poland and the Director General of the WIPO signed an agreement on cooperation in the field of digitalization, data exchange and data quality improvement , thanks to which the collection of national patent applications is available in the international database of patent applications (PATENTSCOPE) administered by the WIPO. On the basis of the agreement, the Office and the WIPO will also cooperate in the management of documentation and in the creation of a national and regional database in the field of industrial property.

COOPERATION WITHIN THE EUROPEAN UNION (EU)

The Patent Office conducts close cooperation with the EU institutions within the framework of ongoing work connected with industrial property.

Representatives of the Office actively participated in the work of working groups, which resulted in the adoption of the Conclusions on the Intellectual Property Policy by the EU Council on 18th June 2021. It was recalled that intellectual property is one of the main drivers of innovation, competitiveness, economic growth and sustainable development, and one of the key drivers of knowledge and technology transfer. The conclusions refer to the role of intellectual property in the fight against the COVID-19 pandemic and highlight the importance of intellectual property for SMEs, their economic recovery and eco-digital transformation.

Work was also continued under the "European Union Intellectual Property Action Plan – Intellectual property at the service of innovation, recovery and maintenance of the resilience of the EU economy". One of its elements is the modernization of the system of protection of Community industrial designs in the EU in such a way as to better reflect the important role played by design-intensive industries in the EU economy.

COOPERATION WITHIN THE EUROPEAN PATENT ORGANIZATION (EPO)

In 2021, a cooperation agreement for the years 2021–2023 was concluded between the European Patent Office and the Patent Office of the Republic of Poland, covering a number of projects in the following pillars: Knowledge and quality, Convergence of practices, Work sharing, IT cooperation and Strengthening the European Patent Network.

COOPERATION WITH THE EUROPEAN UNION INTELLECTUAL PROPERTY OFFICE (EUIPO)

The European Union Intellectual Property Office is one of the EU agencies responsible for the registration of EU trade marks and Community industrial designs. The work of the EUIPO at the EU level also includes the harmonization of practices and the development of common tools in cooperation with national industrial property offices, users and other institutions.

The Office cooperates with the EUIPO through its participation in meetings of the EUIPO bodies, such as the Management Board, Budget Committee and liaison meetings concerning cooperation on joint European projects, trade marks and industrial designs. At these meetings, strategic decisions are made on the activities of the EUIPO, the practice of examining EU trade mark applications and Community industrial design applications, as well as on international cooperation both at the EU level and with third countries.

The successful outcomes of cooperation with the EUIPO resulted in the election of the Vice-President of the Patent Office, Patrycja Czubkowska, for the position of the Deputy Chairperson of the EUIPO Management Board in 2021.

COOPERATION WITHIN THE VISEGRAD GROUP AND THE VISEGRAD PATENT INSTITUTE (VPI)

The Visegrad Patent Institute (VPI) is an intergovernmental organization established by the four countries of the Visegrad Group: Czech Republic, Poland, Slovak Republic and Hungary (V4 countries) acting in favour of patent cooperation. VPI obtained the status of International Searching Authority (ISA) and International Preliminary Examining Authority (IPEA) under the Patent Cooperation Treaty (PCT) procedure and implements various tasks at the global, European, regional and national levels. The Institute has legal personality and administrative and financial autonomy. Its aim is to ensure an easier, more user-friendly, and cheaper access to the PCT system.

COOPERATION WITH OTHER INSTITUTIONS

The Patent Office cooperates on a regular basis with the central bodies of government administration and other institutions.

In addition, the Office makes analyses of the judgments of the General Court and the Court of Justice of the European Union issued as a result of an appeal against the EUIPO's decision on an EU trade mark. In the reporting year, the Office analyzed 178 judgments, assessing their impact on the Office's practice so far.

Despite the ongoing pandemic, the Office's cooperation with many institutions was intensive, primarily with the use of remote communication means. It required quick adaptation to new communication methods, but it did not affect the quality and scope of the cooperation.

COOPERATION WITH THE COURTS DECIDING IN INTELLECTUAL PROPERTY CASES

The year 2021 was the first full year of operation of separate organizational units within the common judiciary system, which deals with cases in the field of intellectual property law.

Intellectual property cases include those concerning the protection of copyright and related rights, industrial property rights, and other intangible property rights.

The following cases were also included into intellectual property cases:

- preventing and combating unfair competition;
- protection of personal rights to the extent to which they relate to the commercial use of personal rights for the purpose of individualization, advertising or promotion of the entrepreneur, goods or services;
- protection of personal rights in connection with scientific or inventive activity.

PATENT INFORMATION CENTRE

The Patent Office is an administrator, moderator and user of the Patent Information Centres Forum, which serves the exchange of information, knowledge, comments and opinions, as well as fosters inspiration and cooperation within the 27 patent information centres in Poland acting within the PATLIB international network.

The above-mentioned centres maintain public reading-rooms of patent literature, provide patent documentation, render helpdesk services, conduct patent searches and intellectual property monitoring, make analyses of patent statistics, provide training for industrial property protection system users, organize lectures, cooperate on commercialization of exclusive rights, organize consultations with experts, provide assistance in the creation of intellectual property strategies. The Patent Office actively supports these initiatives through, among others, providing patent literature and information and promotional materials to patent information centres as well as through the participation of patent information centre representatives in educational and promotional events.

26 **Patent Information Centres in Poland associated in the PATLIB international network**

Gdynia
Patent Information,
Pomeranian Science and Technology Park Gdynia

Gdańsk
IP support centre – PATLIB,
Gdansk University of Technology

Szczecin
Patents and Standards Information Center,
West Pomeranian University of Technology

Bygdoszcz
Regional Centre of Patent Information,
University of Technology and Life Sciences in Bydgoszcz

Toruń
The Centre for Patent Information and Normalization,
Nicolaus Copernicus University (NCU)

Poznań
Centre of Patent Information, Poznań University of Technology

Olsztyn
Centre of Patent Information,
University of Warmia and Mazury in Olsztyn

Białystok
Intellectual Property Centre,
Bialystok University of Technology

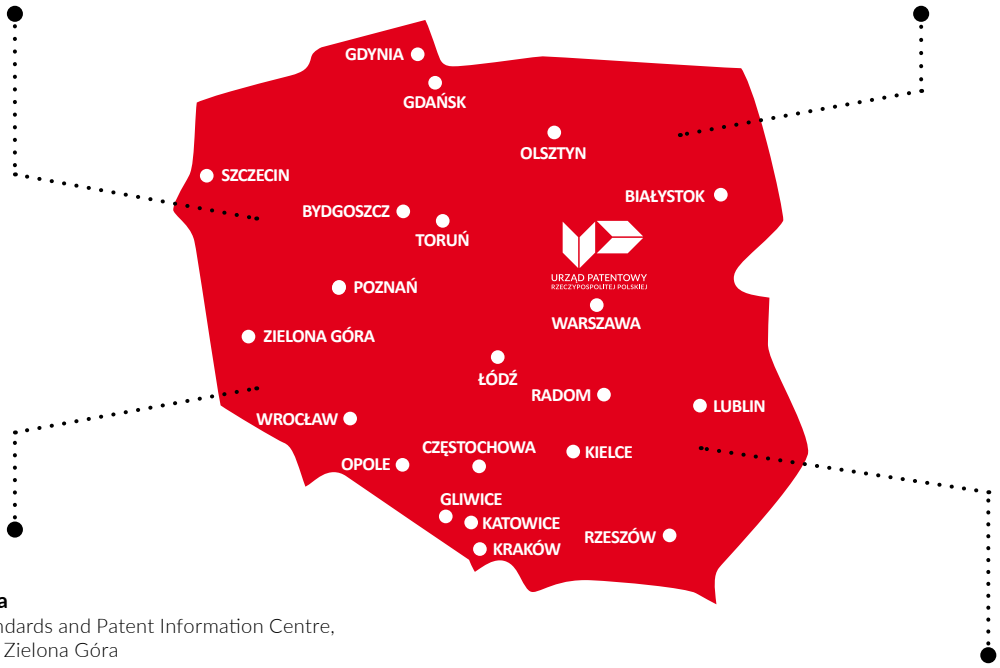

Zielona Góra
Regional Standards and Patent Information Centre,
University of Zielona Góra

Wrocław
Scientific, Bibliographic and Patent Information Centre,
General Tadeusz Kościuszko Military University of Land Forces
Office of Intellectual Property and Patent Information,
Wrocław University of Technology, Patent Information Centre,
Wrocław Board of the Federations of Engineering NOT
– Main Technical Organization

Opole
Centre of Patent Information, Opole University of Technology

Częstochowa
Main Library, Centre of Patent Information,
Częstochowa University of Technology

Gliwice
Central Library/Centre of Patent Information,
Silesian University of Technology

Katowice
Centre of Patent Information Central Mining Institute,
Scientific Library, Patent Services Centre,
Centre of Patent Information

Kraków
Main Library, Regional Centre of Patent Information,
AGH University of Science and Technology

Łódź
Centre of Patent Information Lodz University of Technology,
Regional Centre of Patent Information University of Lodz

Radom
Centre of Patent Information,
Kazimierz Pulaski University of Technology and Humanities in Radom

Lublin
Patent Information Centre, Lublin University of Technology,
Regional Centre of Patent Information,
Provincial Club of Technology and Rationalization

Kielce
Intellectual Property Protection Centre,
Kielce Univesity of Technology

Rzeszów
University of Technology Centre of Patent Information,
Rzeszow University of Technology

FIND OUT HOW WE SUPPORT USERS THROUGH MODERN SOLUTIONS



The benefits resulting from modern legal and IT solutions are shared by all the entities who within the framework of their business activities indicate the need to use services connected with obtaining and exercising rights of protection and patents. As a result of launching e-services, entities gain direct access to electronic tools intended for obtaining and maintaining exclusive rights in force. The e-services provided considerable contribution to faster and more efficient handling of cases before the Patent Office of the Republic of Poland.

LEGISLATION

One of the main responsibilities of the Patent Office is to draft legal regulations relating to industrial property. At the same time, the Office participates in legislative processes, issuing opinions on draft acts and other normative acts concerning its activities.

In March 2021, the Patent Office submitted to the Ministry of Economic Development and Technology a draft act of the Industrial Property Law with justification and assessment of regulatory effects. The new draft act will regulate the institutions and procedures for the protection of industrial property in a transparent manner, and the proposed solutions are a response to numerous postulates submitted by users of the industrial property protection system, i.e. entrepreneurs, representatives of business environment institutions and the scientific community.

INFORMATION TECHNOLOGIES IN THE PATENT OFFICE

The situation connected to the pandemic in 2021 significantly accelerated the digitization process of the Patent Office of the Republic of Poland. New digital methods for communicating with the Office's clients and for dealing with cases became particularly important during the pandemic, as direct contacts were significantly reduced. At that time, the effects of the project implemented under the Operational Program Digital Poland – Platform for Electronic Services of the Patent Office (PUEUP) were widely used. In 2021, a fully electronic handling of applications of industrial property objects was provided and the scope of matters that the Office's clients could settle electronically without the need to appear in person was extended. Both last year and now, the services are provided by the Office through an efficient, stable and secure electronic communication channel. The result of launching the platform was a significant increase in the share of domestic electronic applications, which amounted to 67.1%, i.e. 24.4% more than in 2020. The Office was honored for creating PUEUP with an award in the e-Administration category in the competition "IT Wings in Administration 2021". As part of the improvement of the Platform for Electronic Services of the Patent Office, a number of works were carried out to adapt the Platform to the needs of clients and employees of the Office. The development works consisted in modifying the modules: e-Wyszukiwarka, e-Płatności, e-Rejestry and e-Profil. Among other tasks that were implemented were: integration with a new electronic payment operator, presentation of protective specifications and the ability to set a default profile in e-Wyszukiwarka.

The year 2021 was the first full year in which the Patent Office provided all users of the intellectual property system with access to electronic registers, the so-called e-Rejestry. As a result, clients of the Office had online access to current entries in the registers and the possibility of electronic processing of the application for issuing an extract from the register along with the payment of the due fee in the electronic payment system. Ensuring permanent access to information contained in the registers is essential to avoid infringement of other people's rights and to effectively pursue industrial property claims.

Along with the development of available technologies for processing and exchanging information, the Office also conducted intensive work to fully digitize the procedures applied within the Office. Since January 2022, virtually all procedures for granting exclusive rights are processed at the Office only in the electronic form. Moreover, the IT systems were modernized and adapted to the changing legal and technical conditions.

The system of automatic classification of national patent applications and utility model applications – Auto-Patent, based on the international patent classification (IPC), was also launched. It was implemented as part of the 2nd edition of the GovTech government program. The operation of the system consists in supporting the indication of IPC classes for new, not yet classified applications with artificial intelligence mechanisms and assigning an expert to examine a given application in relation to the field of technology in which the expert specializes.

uprp.gov.pl

571 806

number of views of the Office's website

UPRP

13 971

number of patent, utility model, trade mark, industrial design applications filed under the national procedure, in the electronic form

612 580

number of users of the Office's database and publications available online

HAVE A LOOK AT APPLICATIONS FILED AND IP RIGHTS GRANTED



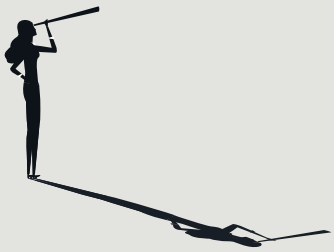

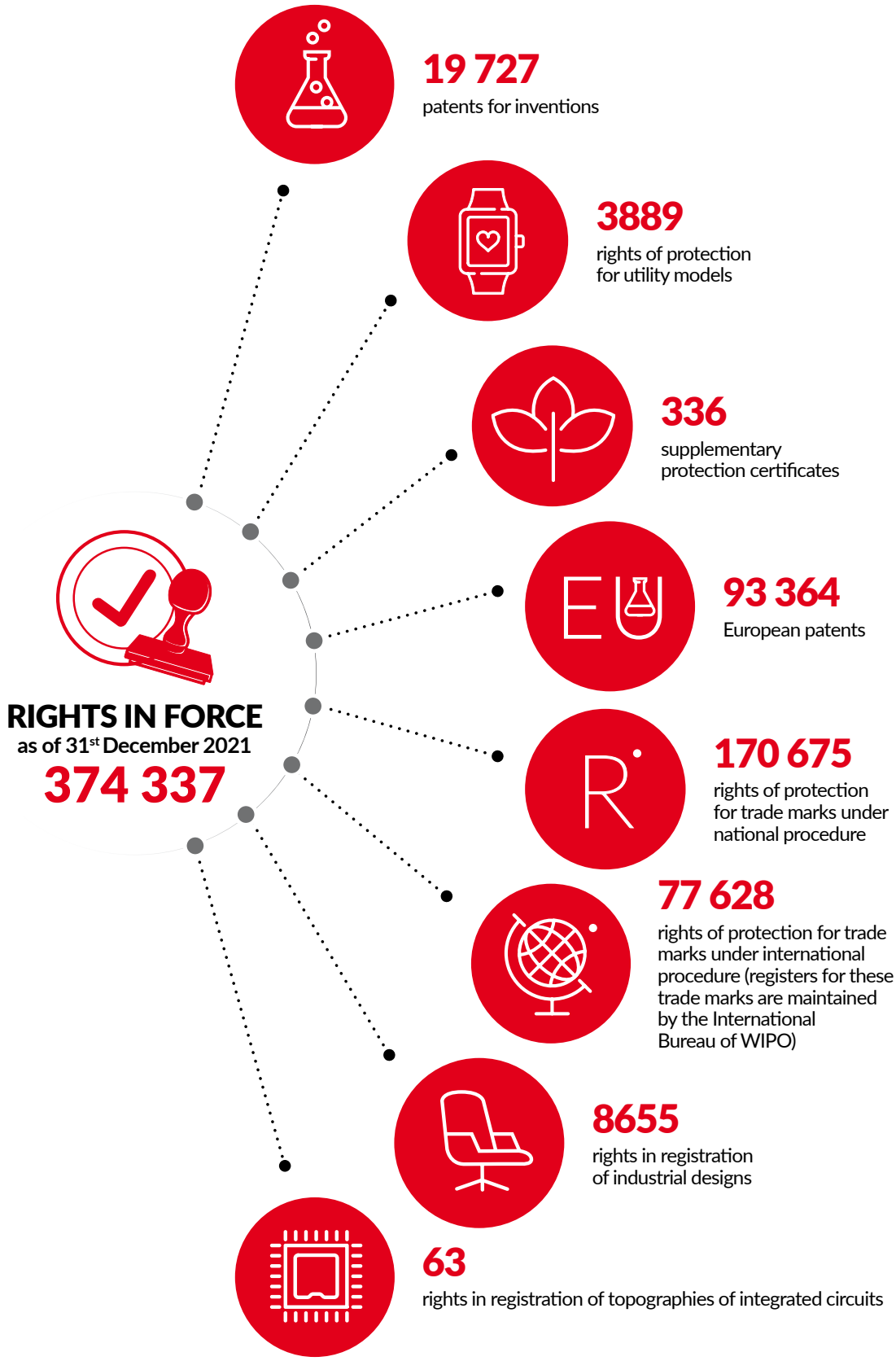
19 727
patents for inventions
3889
rights of protection for utility models
336
supplementary protection certificates
93 364
European patents
170 675
rights of protection for trade marks under national procedure
77 628
rights of protection for trade marks under international procedure (registers for these trade marks are maintained by the International Bureau of WIPO)
8655
rights in registration of industrial designs
63
rights in registration of topographies of integrated circuits
RIGHTS IN FORCE
as of 31st December 2021
374 337

The main statutory responsibility of the Patent Office is receiving and examining applications of inventions, utility models, industrial designs, trade marks, geographical indications and topographies of integrated circuits as well as deciding on the grant of exclusive rights for the above-mentioned industrial property objects. It is worth mentioning that in addition to examination of applications filed under the national procedure, the Patent Office handles applications and notifications filed under international agreements.

In 2021, the Office received it total 35 028 applications, of which 20 962 under the national procedure, and 14 066 under the international procedure.

Number of applications and granted exclusive rights in 2021 under national procedure

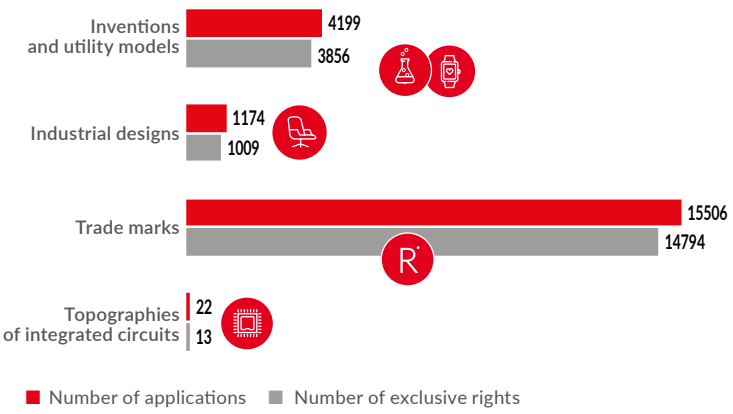

The Patent Office also received applications from Polish entities filed in order to obtain protection for inventions, trade marks and industrial designs abroad. In 2021, the Patent Office received in total 631 such applications, conducted their formal and legal examination and referred them for examination to competent international authorities.

In 2021, the Patent Office completed in total 37 084 proceedings conducted under the application procedure and granted 19 748 exclusive rights to industrial property objects under the national procedure. As part of the international procedure, protection on the territory of Poland was extended to 14 842 rights.

In order to confirm the granted rights, the Patent Office issued 19 807 patent documents as well as protection and registration certificates.

Number of applications and granted exclusive rights in 2021 under international procedure



As of 31st December 2021, a total of 374 337 exclusive rights remained in force.

INVENTIONS AND UTILITY MODELS

In 2021, the Office received in total 4 267 patent and utility model applications under the national and international procedures, including 4 199 applications under the national procedure. A total of 3 488 patent applications were submitted, of which 3 430 were filed under the national procedure and 58 under the international procedure. Domestic entities filed 3 377 applications for inventions, and foreign entities – 111 such applications. With regard to utility model applications, the statistics are as follows: a total of 779 applications were submitted under both procedures, of which 769 applications under the national procedure and 10 applications under the international procedure. Domestic entities submitted 722 utility model applications, while foreign entities – 57 such applications.

*Patent and utility model applications filed by domestic and foreign entities under national and international procedure in 2021**



*Patent and utility model applications filed in 2021 by domestic entities**

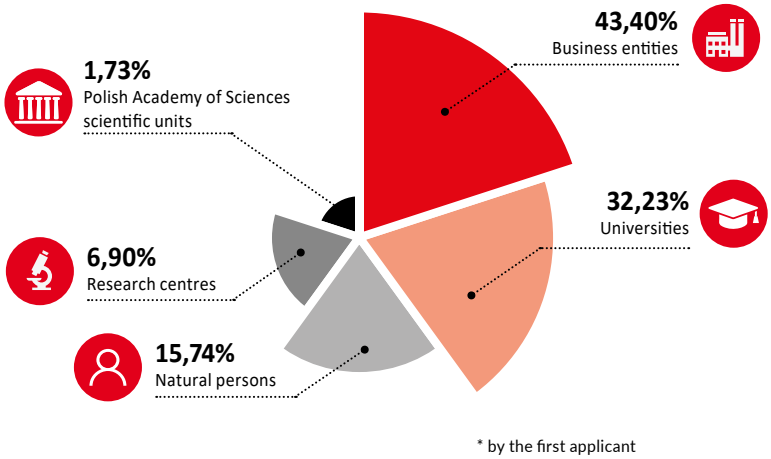

Invention

Inventions and utility models are separate objects of industrial property protection. Pursuant to the Act on Industrial Property Law, the Patent Office grants patents for inventions that are new, involve an inventive step and are susceptible of industrial application; the duration of the patents is 20 years from the date of filing the application.

Utility model

A utility model is a new and susceptible of industrial application solution of a technical nature, relating to the shape or structure of a durable object or an object which consists of functionally interconnected parts of a durable nature. Rights of protection are granted for utility models, the duration of which is 10 years from the date of filing the application.

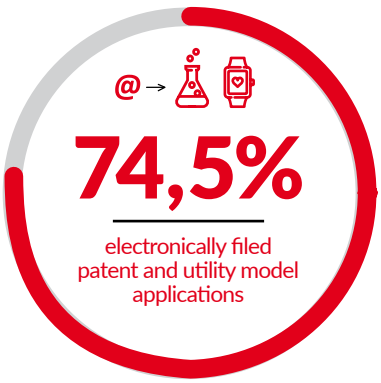

PCT

International procedure for the registration of inventions and utility models makes provision for the so-called national phase of the PCT, which involves filing at a specific date a translation of an international application with the national office. The national office conducts afterwards a formal and legal examination of the application filed based on the national law, which is followed by issuing a decision on the grant or refusal to grant a patent or right of protection for a utility model.

Moreover, the Office, acting under the international procedure of the PCT as Receiving Office, receives international applications from Polish entities. Under the PCT procedure, 187 patent applications were submitted to the Office, which, after a formal and legal examination, were referred to the WIPO.

3904

number of completed formal and legal examinations of patent and utility model applications

*Patent and utility model applications filed in 2021 by domestic business entities broken down by the number of employees declared in the REGON register**

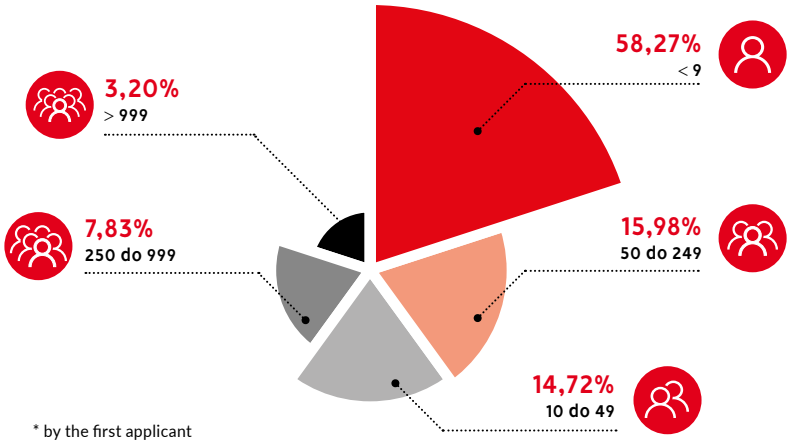

* by the first applicant

*Patent and utility model applications filed in 2021 by domestic entities broken down by voivodeship**

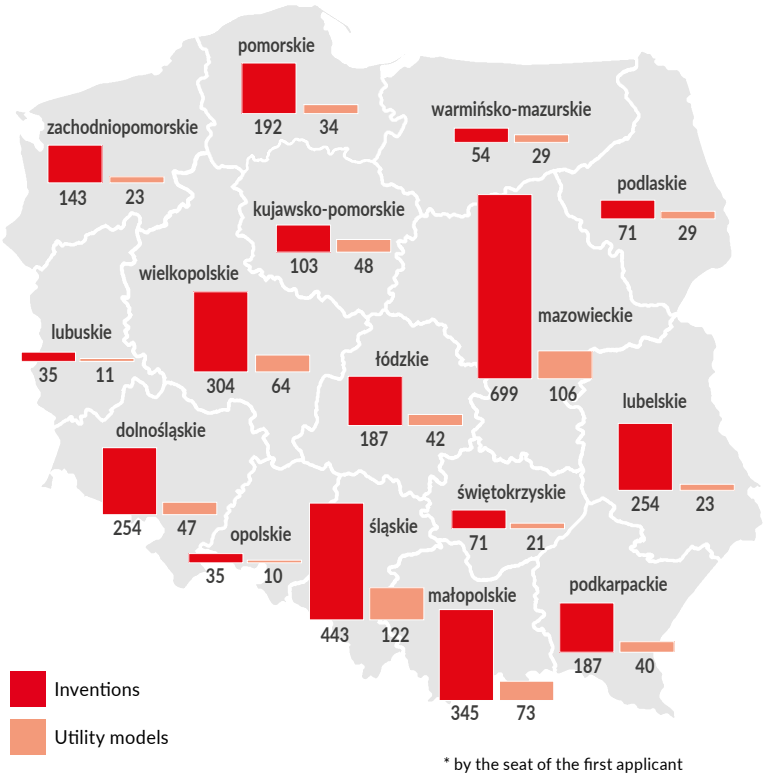

* by the seat of the first applicant

The Patent Office, acting under the international procedure, also received 187 applications for a European patent from Polish entities in order to initiate the procedure of filing them for protection abroad.

*Patent and utility model applications filed in Poland in 2021 by foreign entities broken down by the country**

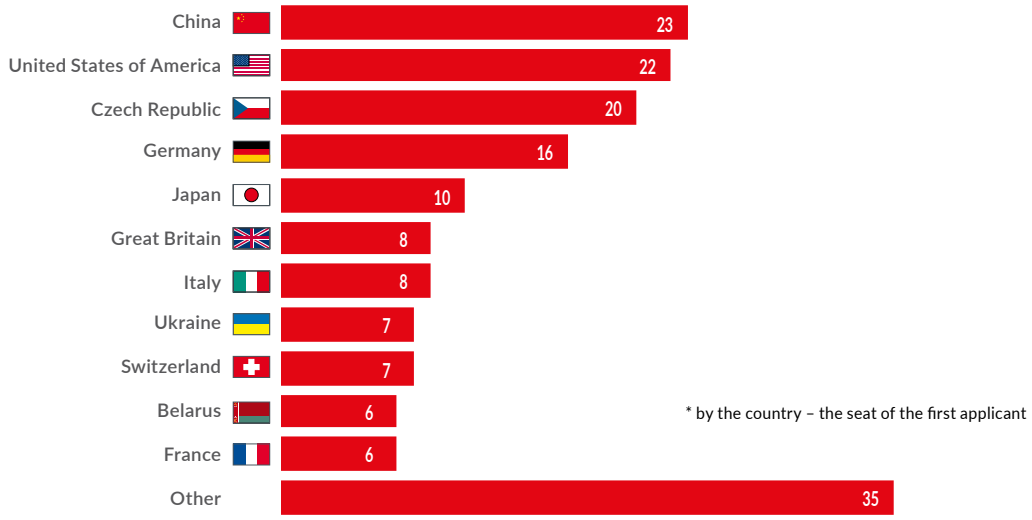

In 2021, the Visegrad Patent Institute (VPI) continued its activity. The VPI is an International Searching Authority (ISA) and International Preliminary Examining Authority (IPEA) under the PCT procedure for PCT applications from the Czech Republic, Slovakia, Hungary, Lithuania and Serbia. Within the framework of the VPI cooperation, the Office's examiners prepared 43 reports on the state of the art for the applications submitted under the PCT procedure, along with a written (preliminary) opinion on the subject of the application.

*Patents for inventions and rights of protection for utility models granted to domestic and foreign entities in 2021**

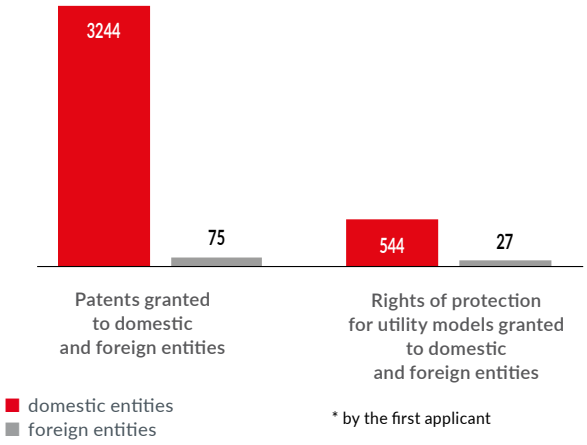

5061

number of reports on the state of the art and/or preliminary opinions

In 2021, 4 663 decisions were issued ending the proceedings in cases for granting a patent, including 2 974 decisions on granting a patent. Last year, 844 decisions were issued concluding the proceedings in cases concerning the grant of rights of protection for utility models, of which 570 were decisions on the grant of these rights.

In 2021, the Office set up 3 319 registration cards for newly granted patents and extended protection for 15 931 national patents. In the case of utility models, the Office set up 571 registration cards for newly granted rights of protection and extended the protection for 1 762 utility models. 244 declarations of readiness to grant open licenses were entered in the patent register.

*Patents for inventions and rights of protection for utility models granted in 2021 broken down by the type of applicant**

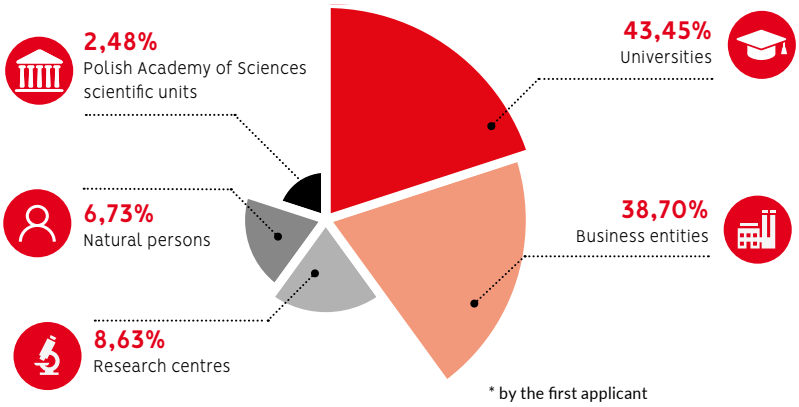

* by the first applicant

*Patents for inventions and rights of protection for utility models granted in 2021 to domestic entities broken down by voivodeship**

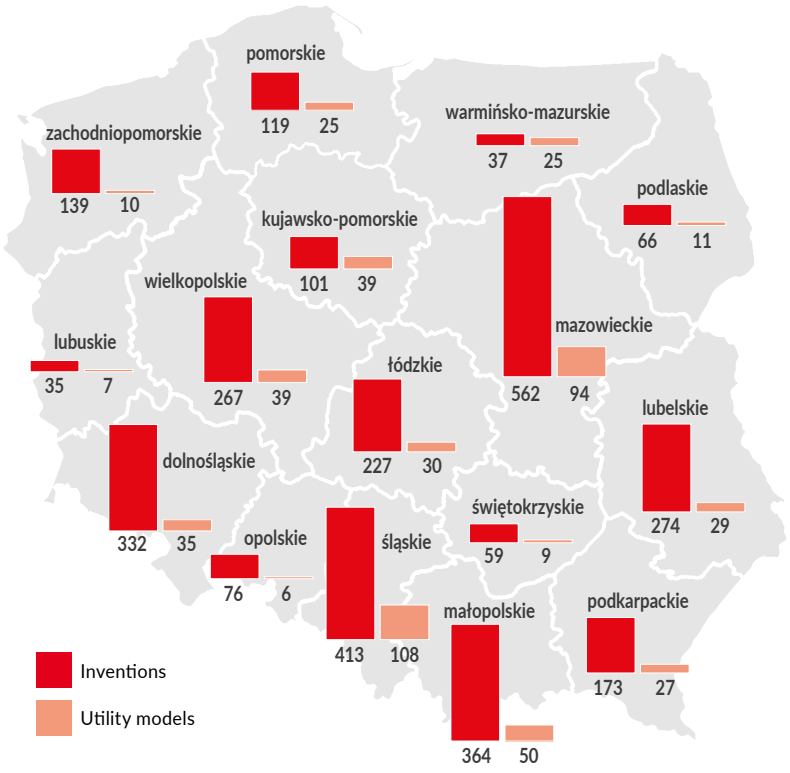

by the seat of the first applicant

*Patents and rights of protection for utility models granted in 2021 to foreign entities broken down by the country**

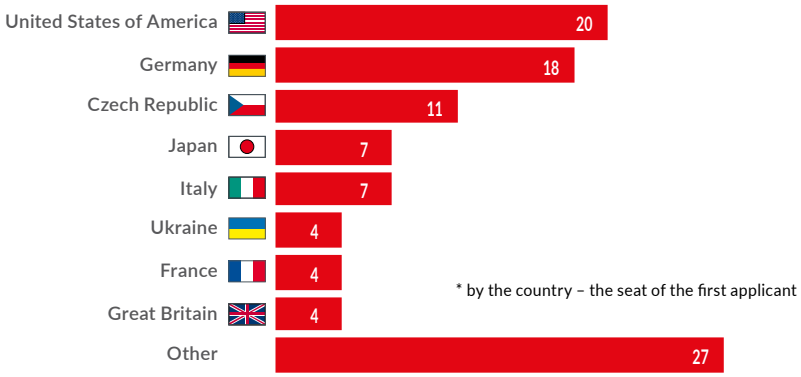

*Patents and rights of protection for utility models granted in 2021 broken down by fields of technology (TOP 10)**

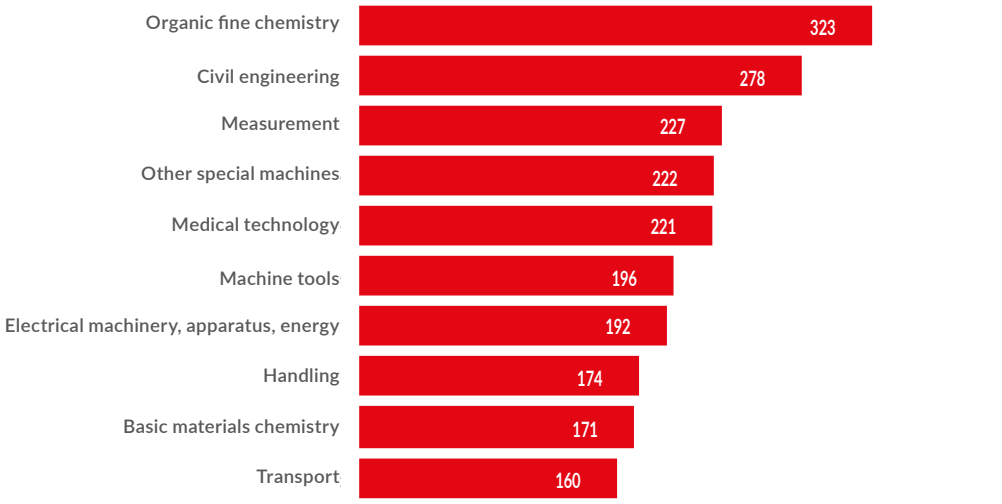

As of 31st December 2021, 113 091 patents were in force, including 19 727 national patents and 93 364 European patents.
3 889 rights of protection for utility models also remained in force.

SUPPLEMENTARY PROTECTION CERTIFICATES FOR MEDICINAL PRODUCTS AND PLANT PROTECTION PRODUCTS (SPC)

Supplementary protection certificates for medicinal products and plant protection products (SPC)

Pursuant to the Industrial Property Law and the Regulation No 469/2009 of the European Parliament and of the Council concerning the supplementary protection certificate for medicinal products with further amendments, as well as the Regulation No 1610/96 of the European Parliament and of the Council concerning the creation of a supplementary protection certificate for plant protection products, the Patent Office of the Republic of Poland grants a supplementary protection certificate (SPC) for medicinal products and plant protection products. A supplementary protection certificate is an IP protection title which is separate from a patent and lasts for a maximum of 5 years. An application for a supplementary protection certificate is filed by the holder of the basic patent or his legal successor within 6 months from the date on which an authorization to place the product on the market was granted or within 6 months from the date on which the patent grant decision was issued – in case the authorization was issued prior to the grant of the patent.

61

number of applications for SPC

31

number of decisions on the grant of SPC

In 2021, the Patent Office received 61 applications for the grant of supplementary protection certificates. With regard to the submitted applications, the Office conducted formal and legal proceedings, during which it examined, among others, whether the deadline for submitting the application was met and whether the application was correct and complete. During the substantive examination, the Office checked whether the conditions for granting SPC were met on the date of submitting the application, i.e. whether the product is protected by the basic patent that is in force, whether a valid authorization has been granted to place the product on the market as a medicinal product or an authorization to place the product on the market as a plant protection product. During 2021, 49 decisions were issued, including 31 decisions on the grant of a supplementary protection certificate.

At the end of 2021, 336 supplementary protection certificates remained in force.

EUROPEAN PATENT VALIDATIONS

In 2021, the Patent Office received 11 888 applications for validation of European patents. The formal and legal examination of 12 688 European patent validations was completed and the same number of requests for a fee for the publication of the translation were issued. The aforementioned document, in addition to the request for payment for the publication of the translation within 3 months from the date of delivery of the request, also contains bibliographic data, such as: identification of the right holder and authors, title of the invention, information about priority, IPC symbols, thanks to which it can be considered as confirmation that the translation of the European patent has been correctly submitted to the Patent Office.

In 2021, the Patent Office validated 13 284 European patents in Poland and set up 12 841 new registration cards for European patents validated in the territory of the Republic of Poland, and extended protection for 78 986 European patents.

*European patents validated in Poland in 2021 broken down by the country of origin of the right holder**

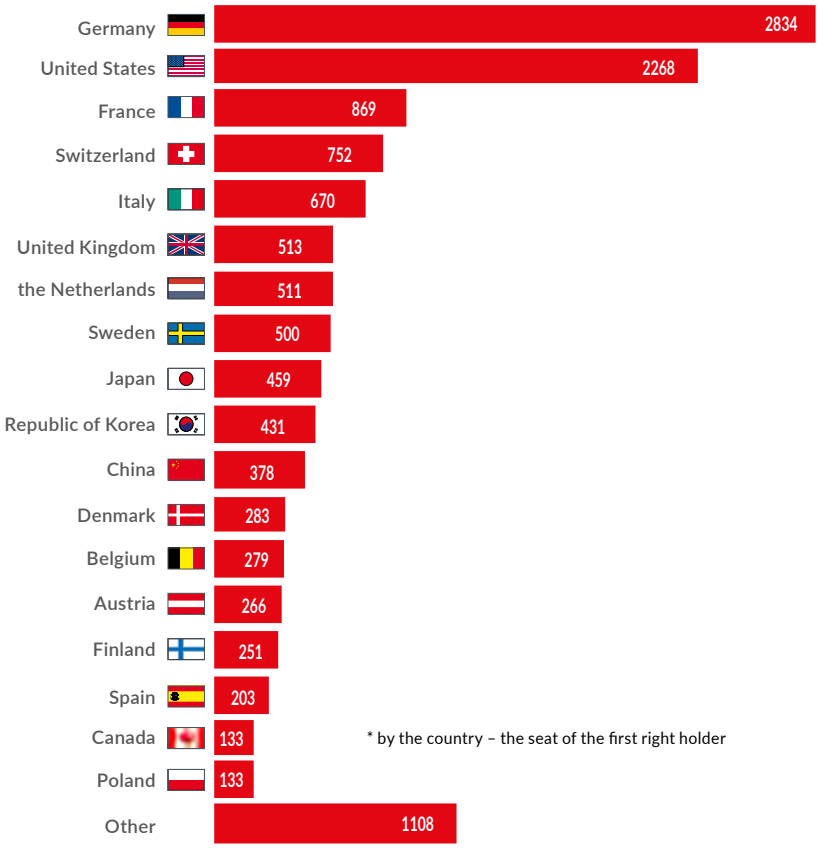

European patent

Based on the Convention on the Grant of European Patents and the Act on Filing of European Patent Applications and the Effects of European Patents in the Republic of Poland, a right holder of the European patent may apply for protection of the European patent granted by the European Patent Office (EPO) in the territory of Poland. In order to ensure effective protection of a European patent, a right holder of the European patent is obliged to submit to the Patent Office of the Republic of Poland a translation of the European patent into the Polish language within 3 months from the date of publication of the mention of its grant by the EPO.

At the end of 2021, 93 364 European patents were protected in the territory of Poland.

TRADE MARKS

Trade mark

A trade mark is a sign that enables to distinguish the goods and/or services of one entrepreneur from those of another entrepreneur, which is capable of being presented in the register of trade marks in such a way that is it possible to define explicitly the object of protection granted to the trade mark. A trade mark may consist of, in particular: a word mark, including a surname, a figurative mark, a pattern mark, a colour mark, a position mark, a shape mark, as well as a sound mark. Multimedia marks or hologram marks can also be trade marks. The right of protection for a trade mark is granted for ten years, with the possibility of extension of the protection for subsequent 10-year periods. Trade marks are signs used in the trade to identify the goods and/or services of a specific entrepreneur. Trade marks are capable of distinguishing the products of the same type offered by various entrepreneurs, thus providing the basis for creating a brand image and reputation.



On the basis of Industrial Property Law, the Patent Office of the Republic of Poland conducts proceedings on the grant of a right of protection for trade marks filed under the national procedure and recognizes in the territory of Poland the protection obtained through the international registration of trade marks under the Madrid Agreement and the Protocol relating to that Agreement.

In 2021, the Patent Office received a total of 17 576 trade mark applications under the national and international procedure, including 15 506 applications under the national procedure and 2 070 notifications under the Madrid Agreement on the International Registration of Marks and the Protocol relating to that Agreement (international procedure).

Domestic entities filed 14 680 trade mark applications, and foreign entities 2 896 applications. In 2021, the Office received from Polish entities and submitted to the International Bureau of WIPO 249 applications for international registration of trade marks under the Madrid Agreement and the Protocol to that Agreement.

*Trade mark applications filed in 2021 under national and international procedure**

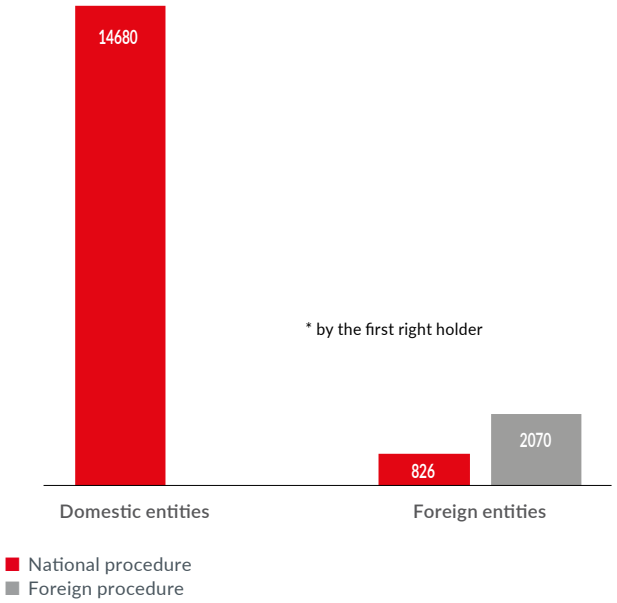

In 2021, the "Bulletin of the Patent Office" published information on a total of 15 994 registered trade marks, for which no absolute grounds for refusal of protection were found, including 13 950 on trade marks filed under the national procedure and 2 044 on trade marks under the international procedure.

Trade mark applications filed in 2021 by the Nice Classification (TOP 5)

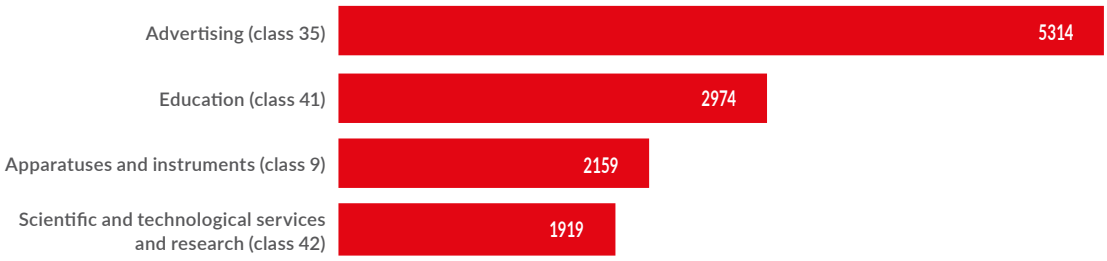

*Rights of protection for trade marks granted in 2021 under national and international procedure**

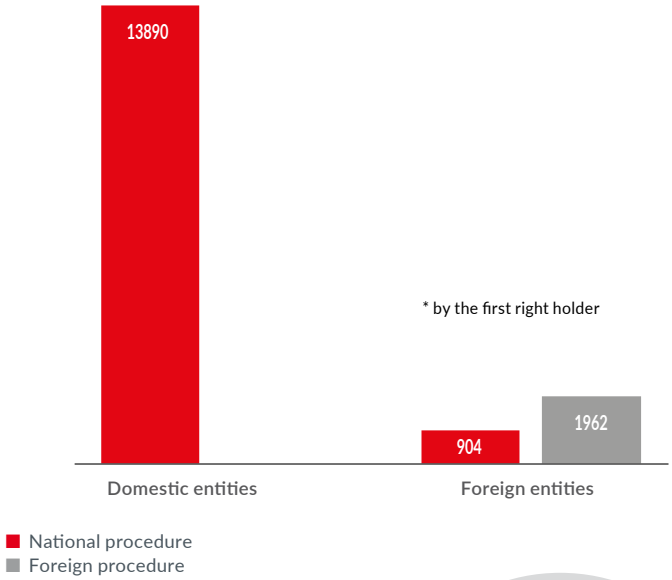

The Patent Office examined and issued decisions in a total of 17 629 trade mark cases, including 15 552 decisions under the national registration procedure and 2 077 under the international registration procedure. Among the total number of decisions issued under the national procedure, 12 959 were decisions on the grant of the right of protection.

In 2021, the Patent Office set up 14 794 registration cards for newly granted trade marks and extended protection for 8 008 trade marks. In addition, it recognized the protection of 1 962 international trade marks in the territory of Poland.

807

number of oppositions filed against trade mark applications and against international registration of trade marks

640

number of decisions issued by the Patent Office concerning oppositions against trade mark applications

The total number of the rights of protection and trade mark registrations as of 31st December 2021 was 248 303.

INDUSTRIAL DESIGNS

Industrial design

An industrial design is a new and having individual character appearance of the whole or part of a product resulting from the features of, in particular, the lines, colours, shape, texture or materials of the product and its ornamentation. Industrial design is a category intended for protection of the appearance of an industrial or handicraft product (excluding computer programs). The right in registration for an industrial design is granted for 25 years from the date of filing an application with the Patent Office.

In 2021, the Patent Office received a total of 1 214 industrial design applications under the national and international procedure, including 1 174 applications under the national procedure and 40 notifications under the Hague Agreement (international procedure). Polish entities filed 1 152 applications under the national procedure, and foreign entities 22 applications.

*Applications and rights in registration for industrial designs granted in 2021**

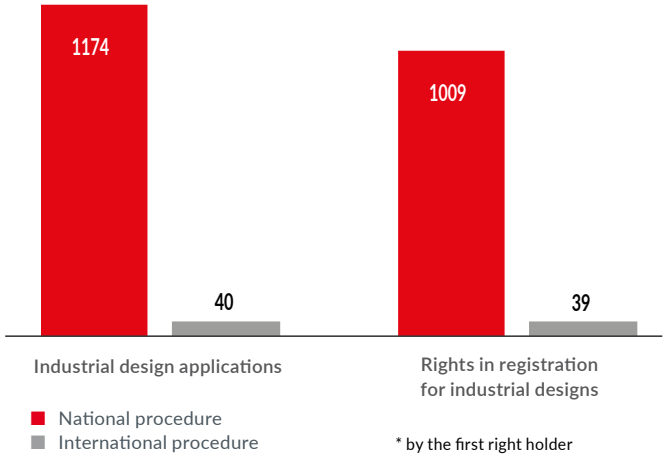



In 2021, a total of 1 202 decisions on industrial designs were issued, including 1 163 decisions under the national procedure and 39 decisions under the Hague Agreement. Out of the total number of the decisions issued under the national procedure, 1 025 were the decisions on the grant of the right in registration.

In 2021, the Patent Office set up 1 009 registration cards for newly registered industrial designs and extended the protection of 1 660 industrial designs.

Rights in registration granted in 2021 by the Locarno Classification (TOP 5)

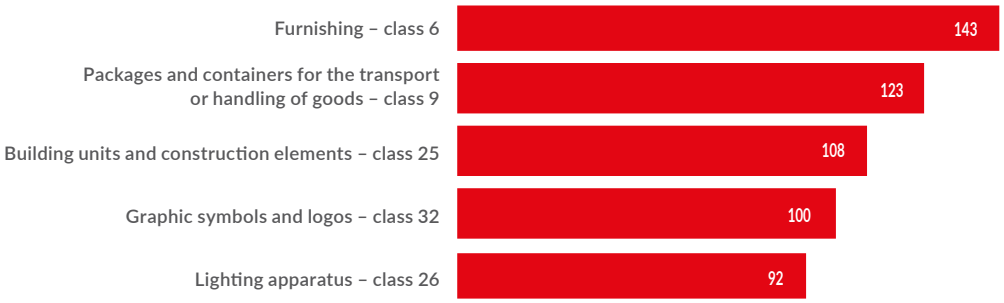

The number of the rights in registration for industrial designs in force as of 31st December 2021 was 8 655.

TOPOGRAPHIES OF INTEGRATED CIRCUITS

Topographies of integrated circuits

Pursuant to Industrial Property Law, a topography of integrated circuits is a three-dimensional arrangement of the elements, however expressed, at least one of which is an active element, and of all or some interconnections in an integrated circuit. Topographies of integrated circuits are protected by the right in registration.

In 2021, the Patent Office received 22 applications of integrated circuit topographies. With regard to the submitted topographies, the Office conducted formal and legal examinations, as a result of which it issued 9 decisions, including 7 decisions on the grant of the right in registration.

22/7

number of applications and decisions on the registration of topographies of integrated circuits

As of 31st December 2021, 63 rights in registration of topographies of integrated circuits remained in force.

GEOGRAPHICAL INDICATIONS

From 17th February 2005, the responsibility for receiving, evaluating and transmitting to the European Commission applications for registration of the designations of origin, geographical indications and names of specific character for agricultural products and foodstuffs, as well as for the registration of geographical indications for domestic spirits rests with the Polish Ministry for Agriculture and Rural Development. The Patent Office of the Republic of Poland is responsible for the registration of geographical indications for non-agricultural products. Until the end of 2021, no geographical indication was registered for this type of products.

In 2021, as in previous years, no application for a geographical indication was filed.

Geographical indication

A geographical indication is a word indication which in an explicit or implicit manner designates the name of a place, locality, region or country (territory), which identify goods as originating in that territory, where a given quality, reputation or other characteristics of the goods are essentially attributable to the geographical origin of those goods. The protection of geographical indications is unlimited in time and lasts from the date of making an entry in the register.

TAKE ADVANTAGE OF EXAMINERS' ADVICE

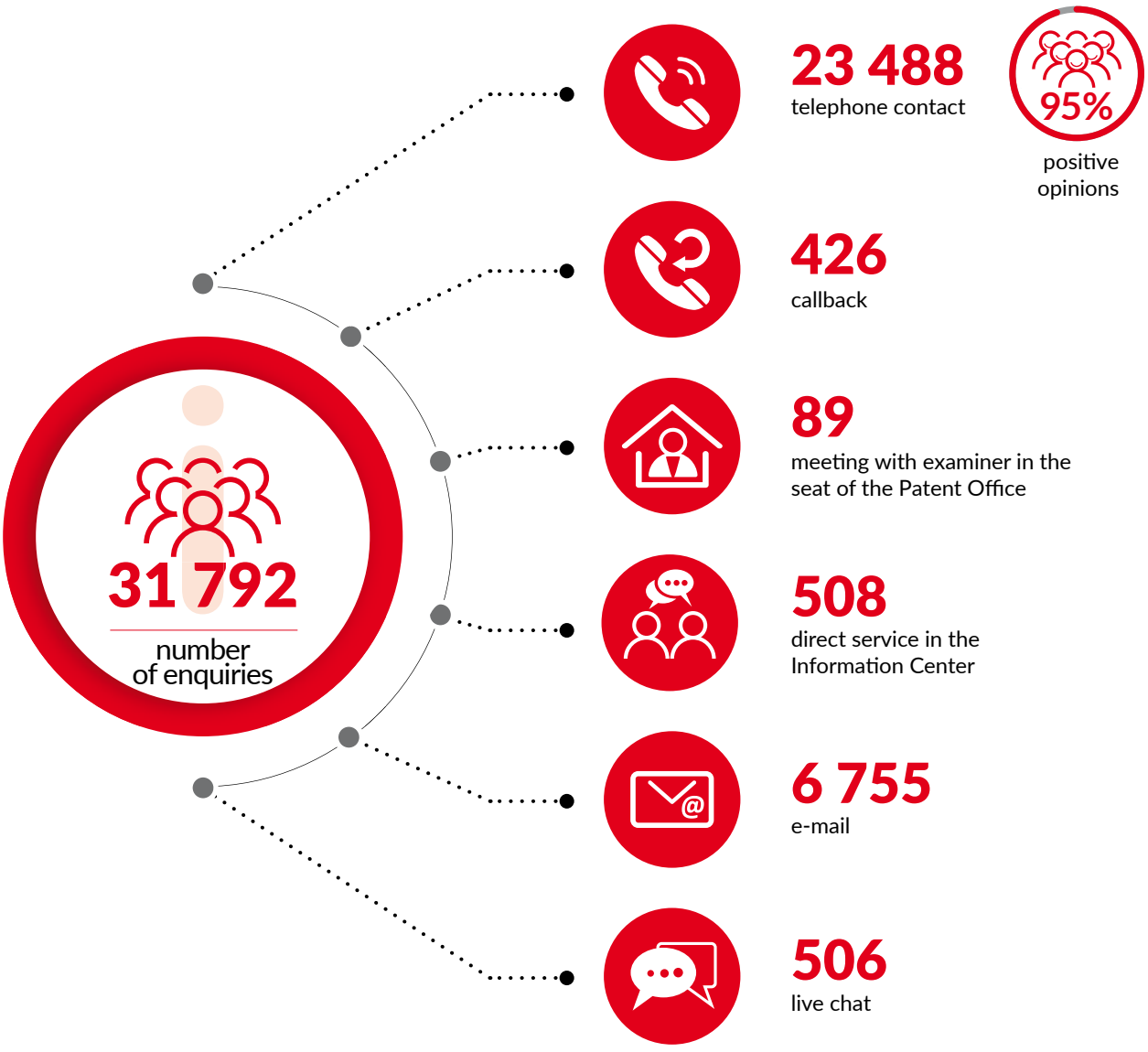
31 792
number of enquiries
23 488
telephone contact
95%
positive opinions
426
callback
89
meeting with examiner in the seat of the Patent Office
508
direct service in the Information Center
6 755
e-mail
506
live chat

The Information Center for the Protection of Intellectual Property is a team of specialists who answer hundreds of questions about the protection of intangible assets every day through modern communication channels. Knowledge and professionalism allow us to provide support to applicants who are already conducting proceedings before the Patent Office, as well as those planning to file an application. In the Center you will find out if your solution can be patented or how to protect your brand or design.

Apart from basic means of communication, such as telephone, e-mail or direct service, the Center uses modern information techniques, such as: Virtual Information Service Window, live-chat, callback, bilingual voice guide service (IVR – Interactive Voice Response).

For deaf and hearing impaired people the Center provides information in sign language via the Non-Verbal Communication System located on the main website of the Patent Office and an induction loop at the Office's building.

The Front Office of the Patent Office in the Cambridge Innovation Center is also enjoying increasing popularity. In addition, there is a Meeting Point with Experts at the seat of the Patent Office, where you can make an appointment by phone or e-mail.

The Center also provides the e-Notification service for users of the industrial property protection system, obligatorily for trade marks, and for other rights at the request of the right holder. The service consists in notifying customers in advance of the expiry of the protection period for exclusive rights, which allows for the extension of protection without interrupting its continuity. Notifications are sent by e-mail, via SMS and traditionally as a correspondence by post.

In 2021, the Information Center for the Protection of Intellectual Property received inquiries from nearly 32 000 customers, of which as many as 95% assessed the quality of service positively.

MONITOR AND EXERCISE YOUR RIGHTS

The Patent Office of the Republic of Poland examines disputes within the scope and under the procedure specified in the Industrial Property Law. Litigation procedure constitutes one of the most important elements of the national system of exclusive rights protection, as it enables the parties to obtain a judgement in the event of a conflict of interest, a threat to the competitive market position or other circumstances requiring decisions in industrial property cases based on the rules of adversarial proceedings. The impartial, quick and professional recognition of disputes arising in connection with the implementation of the exclusive rights granted is in the public interest and lies at the foundation of certainty of business transactions in the Republic of Poland. Industrial Property Law establishes jurisdiction for the Patent Office of the Republic of Poland in the scope of, inter alia, examining applications for invalidation or declaration of lapse of exclusive rights, including recognition of the protection of international rights and applications for invalidation of European patents.

Requests filed with the Patent Office in 2021 under litigation procedure broken down by the type of request

Decisions issued in 2021 under litigation procedure

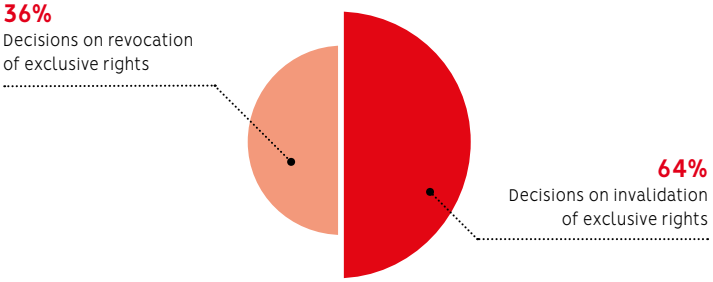

252
number of cases decided in 2021

221
number of requests filed with the Patent Office under litigation procedure in 2021

The statutory tasks of the Patent Office include publication of the "Bulletin of the Patent Office" (BUP) and the "Communications of the Patent Office" (WUP). The BUP publishes announcements on inventions, utility models and trade marks filed for protection. The Bulletin comes in two editions: "Bulletin of the Patent Office. Trade Marks" and "Bulletin of the Patent Office. Inventions and Utility Models" – from July 2021, both Bulletins are issued at weekly intervals. In the first edition, the Patent Office announces the filed trade marks, international trade marks designated in the territory of the Republic of Poland, oppositions filed against trade mark applications or against international trade marks designated in the territory of the Republic of Poland. In the second edition, the Patent Office publishes announcements of inventions and utility models filed for protection, as well as of international patent and utility model applications, in which proceedings have been initiated before the Patent Office acting as an appointed or elected office, and information on the submission of a translation into Polish of the patent claims of the European patent applications. From July 2021, in the "Communications of the Patent Office" (WUP), published on a weekly basis, there are announcements of the granted rights to inventions, utility models, industrial designs, trade marks, topographies of integrated circuits, geographical indications, as well as announcements concerning decisions on: refusal to grant the right, lapse or invalidation of the right, discontinuation of the proceedings and relating to entries and amendments in the register. Among the announcements published in the WUP there are: information on the filings of translations of European patents protected in the territory of the Republic of Poland, on registrations of international trade marks recognized in the territory of the Republic of Poland, official communications and other announcements, e.g. regarding the readiness to grant an open license.

Applications published in "BUP" in 2021

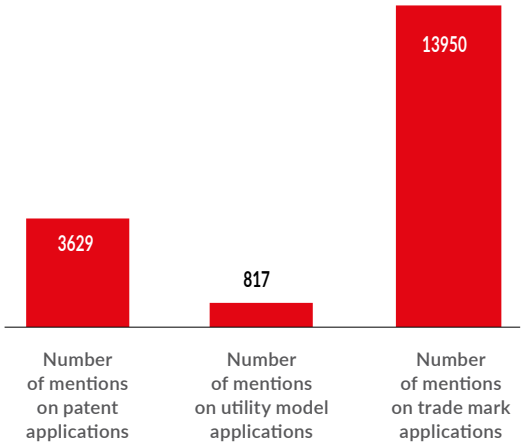

Announcements on granted rights published in "WUP" in 2021

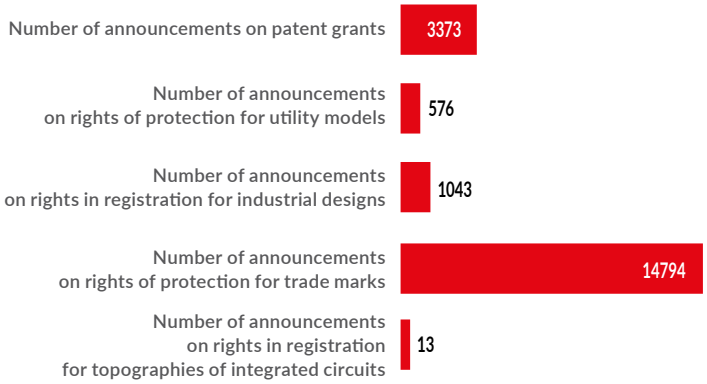

INVESTMENTS

In 2021, a comprehensive renovation was carried out, converting the room which used to be the reading room into the "Information and Consultation Point on Trade Marks", with the possibility of an arrangement of the space according to the needs of its use. Besides, two conference rooms were renovated. The keynote of both renovations was a reference to the original concept of a famous architect, Rudolf Świerczyński, the author of the design of the building. The greenery around the seat of the Office was designed to improve the aesthetics of the representative space of the building. As part of pro-ecological activities, retention tanks for collecting rainwater and a photovoltaic installation were installed. The main staircase was also renovated and the railing was raised to the height required by law. In 2021, the project of rebuilding the main hall in the building of the Office was drafted and its implementation is scheduled for 2022. The main idea of the planned works is to restore the historical appearance of the hall interior.



STATISTICS



The data were prepared as of 30th April 2022. All the data sets were prepared according to selected characteristics of one (the first) applicant or right holder. An exception to the above are the ranking sets which take into account all applicants or right holders. The data on the number of applications and granted rights were broken down by voivodeships on the basis of the postal code of the seat of the first (main) applicant or right holder or, in its absence, on the basis of the town/city name.

1. PATENT APPLICATIONS AND GRANTED PATENTS

1.1. Domestic and foreign patent applications broken down by the procedure

Procedure	domestic /foreign	2017	2018	2019	2020	2021
DOMESTIC PROCEDURE		3998	4269	3946	4058	3430
	domestic	3922	4203	3877	4006	3375
	foreign	76	66	69	52	55
PCT		43	53	53	40	58
	domestic	2	2	10	4	2
	foreign	41	51	43	36	56
Total		**4041**	**4322**	**3999**	**4098**	**3488**

1.2. Domestic patent applications under national and international procedure broken down by the voivodeship

Voivodeship	2017	2018	2019	2020	2021
Dolnośląskie	348	371	366	318	254
Kujawsko-pomorskie	143	135	155	171	103
Lubelskie	254	303	277	260	254
Lubuskie	60	140	65	66	35
Łódzkie	288	232	239	284	187
Małopolskie	379	443	360	369	345
Mazowieckie	697	764	717	736	699
Opolskie	72	59	68	82	35
Podkarpackie	200	202	211	249	187
Podlaskie	111	132	77	95	71
Pomorskie	186	205	195	223	192
Śląskie	491	519	495	539	443
Świętokrzyskie	89	63	94	86	71
Warmińsko-mazurskie	72	68	78	68	54
Wielkopolskie	335	369	333	332	304
Zachodniopomorskie	192	199	154	132	143
Total	**3917**	**4204**	**3884**	**4010**	**3377**

1.3. Domestic patent applications under national and international procedure broken down by the type of applicant

Type of applicant	2017	2018	2019	2020	2021
Research centres	260	271	283	255	252
Polish Academy of Sciences scientific units	82	55	66	98	66
Natural persons	599	634	515	576	515
Business entities	1755	1773	1656	1708	1312
Universities	1228	1472	1367	1373	1232
Total	**3924**	**4205**	**3887**	**4010**	**3377**

1.4. Domestic patent applications under national and international procedure broken down by the field of technology[1]

Field of technology	2017	2018	2019	2020	2021
1	2	3	4	5	6
Analysis of biological material	27	29	17	42	57
Biotechnology	96	111	132	99	77
Basic materials chemistry	202	145	152	144	112
Food chemistry	112	102	102	117	77
Organic fine chemistry	234	261	212	158	102
Macromolecular chemistry, polymers	101	85	75	99	86
Mechanical elements	119	125	124	146	72
IT methods for management	13	9	8	12	10
Other special machines	245	223	232	226	175
Other consumer goods	64	74	83	88	28
Chemical engineering	133	131	124	157	70
Civil engineering	342	351	350	340	161
Digital communication	7	12	13	33	7
Control	31	30	40	40	25
Electrical machinery, apparatus, energy	141	185	160	145	79
Textile and paper machines	44	63	42	44	20
Furniture, games	122	106	76	118	51
Machine tools	177	178	172	154	86
Thermal processes, apparatus	111	141	99	106	102
Handling	133	163	117	136	69
Optics	21	26	18	26	12
Basic Communication processes	14	16	11	6	1
Measurement	220	218	227	199	147
Semiconductors	16	20	13	22	16
Engines, pumps, turbines	120	110	103	79	45
Pharmaceuticals	88	109	84	106	88
Audio-visual technology	22	23	15	18	15

[1] By the main class based on the "WIPO IPC–Technology Concordance Table": https://www.wipo.int/meetings/en/doc_details.jsp?doc_id=117672.

1	2	3	4	5	6
Computer technology	46	43	26	26	23
Medical technology	150	181	148	267	134
Micro-structural and nano-technology	11	15	9	11	4
Surface technology, coating	67	92	95	99	50
Environmental technology	102	119	100	93	46
Telecommunications	20	13	13	10	6
Transport	200	193	222	167	107
Materials, metallurgy	150	166	166	141	104
Non-classified[2]	210	313	283	310	1090
Total	**3924**	**4205**	**3888**	**4012**	**3377**

1.5. Foreign patent applications under national and international procedure broken down by the field of technology

Field of technology	2017	2018	2019	2020	2021
1	2	3	4	5	6
Biotechnology	1	1	1	1	0
Basic materials chemistry	10	3	4	5	4
Food chemistry	3	5	3	0	1
Organic fine chemistry	3	0	1	0	2
Macromolecular chemistry, polymers	1	1	0	0	0
Mechanical elements	3	2	1	1	3
IT methods for management	0	1	1	2	0
Other special machines	4	5	1	10	6
Other consumer goods	6	3	5	1	9
Chemical engineering	4	3	8	1	4
Civil engineering	20	22	14	12	6
Digital communication	0	0	1	0	1
Electrical machinery, apparatus, energy	4	1	5	9	5
Textile and paper machines	0	1	5	1	1
Furniture, games	8	2	3	1	5
Machine tools	7	5	2	2	0
Thermal processes, apparatus	2	3	6	2	2
Handling	7	9	19	2	10
Optics	1	2	0	0	0
Measurement	3	1	2	3	14
Engines, pumps, turbines	5	11	6	3	4
Pharmaceuticals	3	0	1	1	1

[2] "Non-classified" means that as of 30th April 2022, the classification of a specific application was not carried out yet by the Office's examiners. The classification is carried out on an ongoing basis, according to relevant legal procedures.

1	2	3	4	5	6
Audio-visual technology	1	0	0	1	0
Computer technology	3	8	0	0	3
Medical technology	2	9	2	6	0
Surface technology, coating	0	0	0	0	1
Environmental technology	2	4	3	6	4
Telecommunications	0	2	1	0	0
Transport	5	3	5	4	4
Materials, metallurgy	5	3	3	6	0
Non-classified	4	7	12	9	21
Total	**117**	**117**	**115**	**89**	**111**

1.6. Foreign patent applications under national and international procedure broken down by the country of origin of the applicant

Country name	2017	2018	2019	2020	2021
1	2	3	4	5	6
Australia	5	0	0	0	2
Austria	1	1	2	1	0
Belarus	0	1	1	0	3
Belgium	0	3	0	1	0
Canada	3	2	0	1	2
Chile	0	0	0	0	1
China	2	1	5	4	21
Czech Republic	6	5	9	5	7
Denmark	2	1	1	6	2
Estonia	0	0	0	0	1
Finland	2	2	0	2	1
France	7	4	3	4	2
Germany	19	19	13	5	12
Greece	0	0	1	0	0
Hungary	0	1	0	0	0
India	1	0	0	0	0
Ireland	2	0	0	1	0
Italy	1	5	5	0	3
Japan	10	6	7	7	9
Kuwait	0	0	0	1	0
Lithuania	0	0	0	0	1
Luxemburg	0	1	3	1	0
Latvia	0	1	0	0	0
Mexico	0	0	1	0	0
Netherlands	2	1	0	0	0
North Korea	0	1	0	0	0
Norway	0	3	3	1	0

1		2	3	4	5	6
Portugal		0	0	1	1	0
Russia		0	2	0	2	2
Saudi Arabia		1	1	1	0	0
Serbia		0	1	0	0	0
Seychelles		0	1	0	0	0
Slovakia		0	0	1	0	0
Slovenia		0	0	0	1	0
South Africa		0	0	1	0	0
South Korea		1	1	4	4	3
Spain		3	2	3	0	1
Sweden		2	0	1	2	1
Switzerland		2	3	2	3	5
Taiwan		0	0	2	0	0
Turkey		3	0	1	1	0
Ukraine		7	6	7	2	2
United Kingdom		5	5	7	11	8
United States of America		27	37	29	21	22
Total		**117**	**117**	**112**	**88**	**111**

1.7. Patents granted to domestic and foreign entities

Entities	2017	2018	2019	2020	2021
Domestic	2795	2906	2947	2005	3244
Foreign	109	74	95	41	75
Total	**2904**	**2980**	**3042**	**2046**	**3319**

1.8. Patents granted to domestic entities broken down by the voivodeship

Voivodeship	2017	2018	2019	2020	2021
1	2	3	4	5	6
Dolnośląskie	259	252	252	180	332
Kujawsko-pomorskie	91	94	101	57	101
Lubelskie	160	165	216	150	274
Lubuskie	21	35	27	15	35
Łódzkie	198	186	200	150	227
Małopolskie	330	351	319	259	364
Mazowieckie	619	535	557	340	562
Opolskie	61	66	46	40	76
Podkarpackie	95	135	121	86	173
Podlaskie	27	43	65	32	66
Pomorskie	127	135	158	103	119

1	2	3	4	5	6
Śląskie	350	375	340	281	413
Świętokrzyskie	39	42	63	43	59
Warmińsko-mazurskie	42	54	48	22	37
Wielkopolskie	235	297	250	151	267
Zachodniopomorskie	140	141	184	96	139
Total	**2794**	**2906**	**2947**	**2005**	**3244**

1.9. Patents granted to domestic entities broken down by the type of entity

Type of entity	2017	2018	2019	2020	2021
Research centres	456	376	259	230	307
Polish Academy of Sciences scientific units	91	89	91	63	90
Natural persons	154	171	207	127	180
Business entities	998	1171	1150	709	1098
Universities	1096	1099	1240	876	1569
Total	**2795**	**2906**	**2947**	**2005**	**3244**

1.10. Patents granted to domestic entities broken down by the field of technology

Field of technology	2017	2018	2019	2020	2021
1	2	3	4	5	6
Analysis of biological material	13	21	10	20	45
Biotechnology	75	78	130	78	143
Basic materials chemistry	114	174	166	121	165
Food chemistry	76	65	90	49	104
Organic fine chemistry	159	264	220	182	323
Macromolecular chemistry, polymers	100	77	77	52	79
Mechanical elements	102	110	95	64	114
IT methods for management	2	5	0	4	0
Other special machines	197	173	202	108	175
Other consumer goods	42	43	40	28	56
Chemical engineering	92	109	165	112	114
Civil engineering	222	261	255	145	146
Digital communication	7	4	2	2	29
Control	32	16	24	9	22
Electrical machinery, apparatus, energy	166	129	123	62	148
Textile and paper machines	49	50	45	22	63
Furniture, games	68	69	63	37	56
Machine tools	119	86	149	75	169
Thermal processes, apparatus	73	107	92	78	71
Handling	96	109	94	55	120

1	2	3	4	5	6
Optics	20	20	19	13	13
Basic Communication processes	24	16	16	5	8
Measurement	294	170	164	118	204
Semiconductors	14	9	10	6	16
Engines, pumps, turbines	66	69	66	52	59
Pharmaceuticals	58	61	60	73	94
Audio-visual technology	22	22	10	5	10
Computer technology	22	19	17	11	20
Medical technology	116	121	87	64	199
Micro-structural and nano-technology	7	12	24	13	11
Surface technology, coating	45	57	54	41	102
Environmental technology	69	90	86	71	85
Telecommunications	13	14	11	1	9
Transport	133	118	141	102	113
Materials, metallurgy	86	154	134	119	149
Other	1	4	6	8	10
Total	**2794**	**2906**	**2947**	**2005**	**3244**

1.11. Patents granted to foreign entities broken down by the field of technology

Field of technology	2017	2018	2019	2020	2021
1	2	3	4	5	6
Analysis of biological material	0	0	0	0	1
Biotechnology	3	1	2		1
Basic materials chemistry	5	6	4	6	5
Food chemistry	2	0	1	0	0
Organic fine chemistry	17	6	3	2	0
Macromolecular chemistry, polymers	0	0	5	0	0
Mechanical elements	3	3	2	0	2
IT methods for management	0	0	0	0	1
Other special machines	5	0	8	0	1
Other consumer goods	1	2	2	0	2
Chemical engineering	3	1	2	1	6
Civil engineering	15	8	13	9	14
Electrical machinery, apparatus, energy	4	3	3	1	4
Textile and paper machines	1	1	1	0	2
Furniture, games	1	3	3	0	1
Machine tools	7	6	5	1	5
Thermal processes, apparatus	4	4	1	3	2
Handling	4	5	10	3	6

1	2	3	4	5	6
Optics	0	1	0	0	0
Measurement	3	2	2	2	1
Engines, pumps, turbines	3	1	6	1	1
Pharmaceuticals	8	4	3	2	3
Audio-visual technology	0	1	0	2	1
Computer technology	0	0	3	0	0
Medical technology	3	0	1	0	6
Surface technology, coating	0	3	2	0	2
Environmental technology	3	2	1	4	2
Telecommunications	0	8	4	2	1
Transport	10	2	4	0	3
Materials, metallurgy	4	1	4	2	2
Total	**109**	**74**	**95**	**41**	**75**

1.12. Patents granted to foreign entities broken down by the country of origin of the applicant

Country name	2017	2018	2019	2020	2021
1	2	3	4	5	6
Australia	1	0	0	0	0
Austria	1	3	3	1	2
Belarus	2	0	0	0	0
Belgium	1	0	1	0	0
Brazil	1	0	0	0	0
Canada	1	1	1	0	1
Cayman Islands	1	0	0	0	0
China	9	8	2	1	3
Cyprus	0	1	0	0	0
Czech Republic	2	1	2	2	2
Denmark	0	1	3	1	0
Finland	0	4	2	3	1
France	4	2	4	1	4
Germany	20	9	18	6	16
Hungary	1	0	0	0	1
Ireland	2	0	0	0	0
Italy	4	2	8	2	4
Japan	2	7	10	4	7
Latvia	1	0	0	0	0
Luksemburg	0	1	0	0	0
Mexico	0	1	0	0	0
Netherlands	2	1	1	2	2

1		2	3	4	5	6
Norway		1	0	0	0	0
Russia		3	0	0	0	2
Saudi Arabia		0	0	1	0	0
Serbia		0	0	0	0	1
Slovakia		0	2	0	0	1
South Africa		1	0	0	0	0
South Korea		1	7	4	2	0
Spain		1	1	1	1	0
Sweden		4	0	1	3	0
Switzerland		9	1	4	2	1
Taiwan		0	2	0	0	1
Turkey		1	0	0	1	0
Ukraine		0	2	2	2	2
United Kingdom		2	2	2	2	4
United States of America		31	15	25	5	20
Total		**109**	**74**	**95**	**41**	**75**

1.13. Top domestic and foreign applicants according to the number of patents granted in 2021[1]

Entity name	2021
1	2
Politechnika Lubelska	136
Politechnika Łódzka	121
Uniwersytet Przyrodniczy we Wrocławiu	118
Politechnika Śląska	116
Politechnika Warszawska	106
Politechnika Wrocławska	102
Politechnika Poznańska	97
Zachodniopomorski Uniwersytet Technologiczny w Szczecinie	96
Akademia Górniczo-Hutnicza im. Stanisława Staszica w Krakowie	95
Politechnika Rzeszowska im. Ignacego Łukasiewicza	69
Politechnika Krakowska im. Tadeusza Kościuszki	44
Uniwersytet Śląski w Katowicach	42
Uniwersytet Medyczny w Lublinie	39
Instytut Nafty i Gazu – Państwowy Instytut Badawczy	39
Politechnika Gdańska	38
Uniwersytet Jagielloński	37
Szkoła Główna Gospodarstwa Wiejskiego w Warszawie	30

[1] The rating includes the entities granted more than 9 patents in 2021. The rating was based on the total number of applicants.

1	2
Sieć Badawcza Łukasiewicz – Instytut Ciężkiej Syntezy Organicznej „Blachownia”	30
Uniwersytet Przyrodniczy w Poznaniu	28
Uniwersytet Łódzki	26
Uniwersytet Warmińsko-Mazurski w Olsztynie	26
Główny Instytut Górnictwa	25
Uniwersytet Warszawski	24
Uniwersytet Gdański	23
Instytut Chemii Fizycznej PAN	23
Uniwersytet Przyrodniczy w Lublinie	22
Politechnika Bydgoska im. Jana i Jędrzeja Śniadeckich	22
Politechnika Świętokrzyska	22
Uniwersytet Rolniczy im. Hugona Kołłątaja w Krakowie	21
Politechnika Częstochowska	21
„International Tobacco Machinery Poland” Spółka z ograniczoną odpowiedzialnością	21
Uniwersytet im. Adama Mickiewicza w Poznaniu	19
Politechnika Opolska	17
Uniwersytet Marii Curie-Skłodowskiej	16
Politechnika Białostocka	16
Sieć Badawcza Łukasiewicz – Instytut Napędów i Maszyn Elektrycznych KOMEL	15
Sieć Badawcza Łukasiewicz – Instytut Tele- i Radiotechniczny	13
Instytut Ochrony Roślin – Państwowy Instytut Badawczy	12
Instytut Biochemii i Biofizyki PAN	12
Śląski Uniwersytet Medyczny w Katowicach	11
Uniwersytet Mikołaja Kopernika w Toruniu	11
Pomorski Uniwersytet Medyczny w Szczecinie	11
Instytut Fizyki Polskiej Akademii Nauk	11
Uniwersytet Medyczny w Białymstoku	10
Instytut Zootechniki – Państwowy Instytut Badawczy	10
Gdański Uniwersytet Medyczny	10
Wojskowy Instytut Techniki Inżynieryjnej im. Profesora Józefa Kosackiego	10
Politechnika Koszalińska	9
Sieć Badawcza Łukasiewicz – Instytut Technologii Eksploatacji	9

1.14. Patents in force as of 31st December

	2017	2018	2019	2020	2021
Patents in force	**19 393**	**18 252**	**18 336**	**18 731**	**19 727**

2. UTILITY MODEL APPLICATIONS AND RIGHTS OF PROTECTION FOR UTILITY MODELS

2.1. Domestic and foreign utility model applications broken down by the procedure

Procedure	domestic /foreign	2017	2018	2019	2020	2021
NATIONAL PROCEDURE		999	1006	903	859	769
	domestic	953	941	854	793	722
	foreign	46	65	49	66	47
PCT		9	16	8	11	10
	domestic	0	2	1	0	0
	foreign	9	14	7	11	10
Total		**1008**	**1022**	**911**	**870**	**779**

2.2. Domestic utility model applications under national and international procedure broken down by the voivodeship

Voivodeship	2017	2018	2019	2020	2021
Dolnośląskie	50	53	49	67	47
Kujawsko-pomorskie	51	49	76	44	48
Lubelskie	44	38	39	42	23
Lubuskie	13	21	6	8	11
Łódzkie	56	50	54	50	42
Małopolskie	112	120	61	78	73
Mazowieckie	182	169	176	124	106
Opolskie	20	11	8	6	10
Podkarpackie	40	41	30	34	40
Podlaskie	23	22	18	24	29
Pomorskie	50	26	65	55	34
Śląskie	150	141	123	161	122
Świętokrzyskie	21	23	28	17	21
Warmińsko-mazurskie	14	32	31	19	29
Wielkopolskie	75	95	56	46	64
Zachodniopomorskie	52	52	32	18	23
Total	**953**	**943**	**852**	**793**	**722**

2.3. Domestic utility model applications under national and international procedure broken down by the type of entity

Type of entity	2017	2018	2019	2020	2021
Research centres	27	22	24	32	31
Polish Academy of Sciences scientific units	3	1	15	10	5
Natural persons	139	157	121	150	130
Business entities	706	671	599	480	467
Universities	78	92	96	121	89
Total	**953**	**943**	**855**	**793**	**722**

2.4. Domestic utility model applications under national and international procedure broken down by the field of technology

Field of technology	2017	2018	2019	2020	2021
Analysis of biological material	2	2	1	2	0
Biotechnology	2	2	3	5	0
Basic materials chemistry	3	2	1	3	0
Food chemistry	6	1	0	3	3
Organic fine chemistry	0	0	0	0	1
Mechanical elements	34	30	32	19	14
IT methods for management	0	0	1	0	1
Other special machines	60	63	52	47	36
Other consumer goods	48	48	31	51	12
Chemical engineering	18	25	15	21	13
Civil engineering	192	192	192	180	85
Digital communication	0	2	0	0	1
Control	16	4	5	6	2
Electrical machinery, apparatus, energy	70	42	51	47	29
Textile and paper machines	6	1	1	2	3
Furniture, games	74	65	71	45	33
Machine tools	30	24	27	12	16
Thermal processes, apparatus	44	36	44	36	27
Handling	73	87	62	63	46
Optics	3	4	2	3	6
Basic communication processes	0	1	1	0	0
Measurement	26	40	34	24	32
Semiconductors	2	1	0	1	1
Engines, pumps, turbines	4	9	5	4	2
Audio-visual technology	10	12	19	15	7
Computer technology	6	7	2	3	1
Medical technology	25	33	31	42	39
Surface technology, coating	6	7	3	6	6
Environmental technology	21	40	28	6	14
Telecommunications	7	3	6	4	1
Transport	86	67	54	66	39
Materials, metallurgy	1	3	3	0	5
Non-classified	76	81	73	63	230
Total	**953**	**943**	**855**	**793**	**722**

2.5. Foreign utility model applications under national and international procedure broken down by the field of technology

Field of technology	2017	2018	2019	2020	2021
Basic materials chemistry	0	1	0	0	0
Food chemistry	1	0	0	0	1
Mechanical elements	2	3	2	6	2
Other special machines	0	3	6	3	3
Other consumer goods	7	4	2	5	4
Chemical engineering	1	2	2	0	0
Civil engineering	18	22	12	8	4
Control	1	0	0	0	0
Electrical machinery, apparatus, energy	0	5	0	3	2
Textile and paper machines	1	0	1	0	0
Furniture, games	1	6	4	19	5
Machine tools	1	1	3	0	0
Thermal processes, apparatus	5	6	4	4	7
Handling	10	6	7	4	11
Basic communication processes	2	1	2	3	2
Measurement	0	1	0	0	0
Engines, pumps, turbines	0	0	0	1	0
Audio-visual technology	0	0	1	0	0
Medical technology	0	5	2	1	6
Surface technology, coating	0	1	1	1	1
Environmental technology	0	1	1	2	2
Transport	2	8	3	10	3
Materials, metallurgy	1	0	1	1	0
Non-classified	2	3	2	6	4
Total	**55**	**79**	**56**	**77**	**57**

2.6. Foreign utility model applications under national and international procedure broken down by the country of origin of the applicant

Country name	2017	2018	2019	2020	2021
Austria	2	2	0	0	0
Belarus	0	2	1	0	3
Belgium	1	0	0	0	0
Bulgaria	1	0	0	0	0
China	1	4	2	8	2
Cyprus	0	1	2	5	2
Czech Republic	12	29	14	12	13
Denmark	4	1	1	1	0
Estonia	3	1	0	0	0
Finland	4	4	4	1	1
France	0	0	1	4	4
Germany	4	11	3	7	4
Hungary	0	0	1	0	1
Ireland	0	0	0	1	0
Israel	1	0	0	0	0
Italy	5	6	3	7	5
Japan	0	0	0	0	1
Kyrgyzstan	0	0	0	1	0
Lithuania	0	0	0	0	1
Luxemburg	0	1	0	1	0
Latvia	0	0	0	0	1
Netherlands	0	1	0	1	2
Portugal	0	0	1	0	1
Russia	1	2	1	8	0
Romania	1	0	0	0	0
Slovakia	2	4	2	3	0
Slovenia	0	0	0	0	1
Spain	1	4	4	3	2
South Africa	0	0	0	0	1
Sweden	0	0	1	0	0
Switzerland	1	0	2	2	2
Taiwan	0	0	5	1	0
Turkey	4	1	0	3	5
Ukraine	0	5	7	5	5
United Kingdom	7	0	0	2	0
United States of America	0	0	1	1	0
Total	**55**	**79**	**56**	**77**	**57**

2.7. Rights of protection for utility models granted to domestic and foreign entities

Entities	2017	2018	2019	2020	2021
Domestic	776	769	603	503	544
Foreign	34	47	51	19	27
Total	**810**	**816**	**654**	**522**	**571**

2.8. Rights of protection for utility models granted to domestic entities broken down by the voivodeship

Voivodeship	2017	2018	2019	2020	2021
Dolnośląskie	58	25	31	26	35
Kujawsko-pomorskie	28	52	34	41	39
Lubelskie	48	27	19	30	29
Lubuskie	10	20	11	5	7
Łódzkie	44	35	48	31	30
Małopolskie	72	99	91	65	50
Mazowieckie	104	106	96	86	94
Opolskie	14	25	9	4	6
Podkarpackie	21	29	34	24	27
Podlaskie	19	26	12	8	11
Pomorskie	50	36	25	20	25
Śląskie	164	135	95	70	108
Świętokrzyskie	22	21	14	11	9
Warmińsko-mazurskie	36	46	7	20	25
Wielkopolskie	67	58	48	42	39
Zachodniopomorskie	19	29	29	20	10
Total	**776**	**769**	**603**	**503**	**544**

2.9. Rights of protection for utility models granted to domestic entities broken down by the type of entity

Type of entity	2017	2018	2019	2020	2021
Research centres	39	45	12	19	20
Polish Academy of Sciences scientific units	3	1	1	4	4
Natural persons	74	51	55	56	75
Business entities	576	607	472	365	368
Universities	84	65	63	59	77
Total	**776**	**769**	**603**	**503**	**544**

2.10. Rights of protection for utility models granted to domestic entities broken down by the field of technology

Field of technology	2017	2018	2019	2020	2021
Analysis of biological material	7	1	2	0	0
Biotechnology	3	1	0	1	1
Basic materials chemistry	5	2	4	2	1
Food chemistry	2	4	1	1	1
Mechanical elements	37	37	34	17	25
Other special machines	50	53	55	28	44
Other consumer goods	23	32	23	29	21
Chemical engineering	11	11	17	23	9
Civil engineering	187	206	151	110	114
Digital communication	0	1	0	1	0
Control	4	4	15	1	2
Electrical machinery, apparatus, energy	56	57	46	29	40
Textile and paper machines	3	5	5	0	1
Furniture, games	53	52	45	41	45
Machine tools	27	11	22	9	21
Thermal processes, apparatus	55	45	30	25	27
Handling	77	58	46	59	44
Optics	2	3	4	0	0
Basic communication processes	1	0	0	1	0
Measurement	32	31	13	23	22
Engines, pumps, turbines	25	11	4	4	3
Audio-visual technology	16	14	8	4	21
Computer technology	5	1	3	0	3
Medical technology	22	21	20	24	14
Surface technology, coating	1	3	2	4	5
Environmental technology	18	25	9	15	27
Telecommunications	5	1	2	2	5
Transport	47	65	41	47	43
Materials, metallurgy	2	6	0	1	3
Other	0	8	1	2	2
Total	**776**	**769**	**603**	**503**	**544**

2.11. Rights of protection for utility models granted to foreign entities broken down by the field of technology

Field of technology	2017	2018	2019	2020	2021
Basic materials chemistry	1	0	1	0	0
Mechanical elements	0	3	2	0	2
Other special machines	2	1	1	1	2
Other consumer goods	2	1	2	1	3
Chemical engineering	0	0	0	0	2
Civil engineering	5	16	15	4	4
Electrical machinery, apparatus, energy	1	1	1	2	0
Textile and paper machines	0	1	0	0	0
Furniture, games	4	0	2	0	3
Machine tools	2	1	1	0	1
Thermal processes, apparatus	4	8	10	2	1
Handling	5	10	6	6	4
Optics	0	0	1	0	0
Basic communication processes	0	1	0	0	0
Measurement	2	2	0	0	0
Computer technology	0	0	0	0	1
Medical technology	1	1	3	1	2
Surface technology, coating	1	0	0	0	0
Environmental technology	2	0	0	0	0
Transport	4	2	1	5	1
Materials, metallurgy	2	1	5	2	0
Other	0	0	1	0	1
Total	**34**	**47**	**51**	**19**	**27**

2.12. Rights of protection for utility models granted to foreign entities broken down by the country of origin of the applicant

Country name	2017	2018	2019	2020	2021
Austria	1	1	2	0	0
Belarus	0	2	2	1	1
Belgium	1	0	1	0	0
China	3	1	2	1	0
Cyprus	0	1	0	0	0
Czech Republic	4	11	13	9	9
Denmark	1	0	0	0	1
Estonia	0	1	1	0	0
Finland	2	4	2	0	1
Germany	3	8	8	0	2
Hungary	0	0	0	0	1
Italy	2	5	6	2	3
Liechtenstein	0	1	0	0	0
Luxemburg	2	0	1	0	1
Mexico	1	0	0	0	0
Netherlands	1	0	0	0	0
Portugal	0	1	0	0	0
Russia	0	0	5	0	1
Romania	0	1	0	0	0
Slovakia	2	1	0	0	1
Spain	3	2	2	2	2
Sweden	3	0	0	0	0
Switzerland	0	1	0	1	0
Taiwan	0	0	0	0	2
Turkey	1	0	0	0	0
Ukraine	3	4	6	3	2
United Kingdom	0	1	0	0	0
United States of America	1	1	0	0	0
Total	**34**	**47**	**51**	**19**	**27**

2.13. Top domestic and foreign applicants broken down by the number of rights of protection for utility models granted in 2021[1]

Applicant name	2021
1	2
Zieliński Krzysztof	17
Politechnika Gdańska	11
Przetwórstwo Tworzyw Sztucznych „Waś" Józef i Leszek Waś, Spółka jawna	9
Mantion Polska Spółka z ograniczoną odpowiedzialnością	9
Politechnika Lubelska	8
Politechnika Warszawska	7
Uniwersytet Warmińsko-Mazurski w Olsztynie	7
Przedsiębiorstwo Produkcyjno Usługowo Handlowe Projan Jan Prokopek	7
Instytut Technologii Bezpieczeństwa „Moratex"	7
Uniwersytet Rolniczy im. Hugona Kołłątaja w Krakowie	7
Aurismed Spółka Akcyjna	6
Signovia International Spółka z ograniczoną odpowiedzialnością	6
„Becker-Warkop" Spółka z ograniczoną odpowiedzialnością	6
Warszawski Uniwersytet Medyczny	6
Pekabex Bet Spółka Akcyjna	5
Przedsiębiorstwo „Hak" Spółka z ograniczoną odpowiedzialnością	5
PPH Andrzej Płuciennik	5
Politechnika Świętokrzyska	5
Pit-Radwar Spółka Akcyjna	5
Politechnika Śląska	4
Przedsiębiorstwo Sprzętu Ochronnego „Maskpol" Spółka akcyjna	4
Porta Kmi Poland Spółka akcyjna	4
Firma Reklamowa Emo Neon J. Żurawski, T. Morawiec, M. Krawczyk Spółka jawna	4
Techmark L. Ogłoza, S. Zdziechowski Spółka jawna	4
Politechnika Częstochowska	4
Ibcol Spółka z ograniczoną odpowiedzialnością	3
Renoplast Spółka z ograniczoną odpowiedzialnością	3
Instytut Maszyn Przepływowych im. Roberta Szewalskiego Polskiej Akademii Nauk	3
Jfc Polska Spółka z ograniczoną odpowiedzialnością	3
Instytut Techniki Górniczej Komag	3
Zdzisław Koza Zakłady Metalowe „Kozamex" Zakład Pracy Chronionej	3
Awenta Ewa Chomka Spółka jawna	3
Fam – Technika Odlewnicza Spółka z ograniczoną odpowiedzialnością	3
„Bozamet" Spółka z ograniczoną odpowiedzialnością	3

[1] The rating includes the entities granted more than 2 rights of protection for utility models in 2021. The rating was based on the total number of applicants.

1	2
Fakro PP Spółka z ograniczoną odpowiedzialnością	3
Sigma Spółka akcyjna	3
Assa Abloy Czech & Slovakia S.r.o.	3
Politechnika Wrocławska	3
Altrans Koczerski I, Kobierecki Z., Miloch A., Sarzyński P. Spółka Jawna	3

2.14. Rights of protection for utility models in force as of 31st December

	2017	2018	2019	2020	2021
Rights of protection in force	**3222**	**3554**	**3623**	**3931**	**3889**

3. EUROPEAN PATENTS VALIDATED IN THE TERRITORY OF POLAND

3.1. European patents validated in Poland broken down by the country of origin of the right holder

Country name	2017	2018	2019	2020	2021
1	2	3	4	5	6
Andorra	0	1	0	1	0
Anguilla	1	0	1	2	0
Antigua and Barbuda	0	2	0	0	0
Argentina	1	1	0	1	0
Armenia	0	0	0	1	0
Aruba	0	0	0	0	1
Australia	60	60	77	57	64
Austria	330	337	316	357	266
Azerbaijan	1	0	0	0	0
Bahamas	3	0	0	1	0
Bahrain	2	0	0	0	1
Bangladesh	1	3	1	0	0
Barbados	0	0	0	4	1
Belarus	1	0	1	2	1
Belgium	317	260	300	311	279
Belize	0	0	1	0	0
Bermuda	6	3	3	2	3
Bonaire, Sint Eustatius and Saba	0	0	0	1	0
Brazil	9	9	14	11	10
Bulgaria	5	3	4	5	8
Canada	57	98	107	127	133
Cayman Islands	8	5	3	60	126
Chile	4	3	3	4	1
China	180	192	294	290	378
Columbia	1	2	2	0	2
Costa Rica	0	1	0	0	0
Croatia	5	0	4	4	2
Cuba	2	0	0	0	1
Curacao	6	5	8	0	2
Cyprus	7	7	9	8	9
Czech Republic	39	34	35	38	43
Denmark	287	237	263	255	283

1						
Egypt		1	0	0	0	0
Estonia		3	6	10	4	3
Faroe Islands		0	0	2	0	1
Finland		292	261	287	287	251
France		1021	879	1071	971	869
Georgia		0	0	0	0	1
Germany		3448	3007	3105	3150	2834
Gibraltar		0	0	0	0	1
Greece		13	11	16	35	32
Hong Kong		0	2	0	0	2
Hungary		15	25	20	24	22
Iceland		4	4	3	4	7
India		25	37	47	46	52
Indonesia		1	0	0	0	0
Ireland		57	51	58	69	72
Israel		83	69	81	72	96
Italy		709	591	666	705	670
Japan		416	468	534	513	459
Jordania		0	1	0	0	0
Kazakhstan		0	2	0	0	0
Latvia		1	1	0	0	2
Lebanon		0	1	0	0	0
Liechtenstein		28	23	32	42	27
Lithuania		2	1	2	2	3
Luxemburg		92	74	77	98	93
Malaysia		3	5	4	3	1
Malta		19	25	16	13	17
Marocco		0	0	0	0	1
Marshall Islands		0	0	2	0	0
Mauritius		2	1	3	2	2
Mexico		22	29	14	16	16
Moldova		0	1	0	0	0
Monaco		2	3	0	6	3
Netherlands		626	475	591	581	511
New Zealand		16	17	29	15	23
Norway		86	71	59	97	108
Oman		0	0	0	1	0

1						
Panama		0	1	0	1	1
Peru		0	1	1	0	0
Philippines		0	0	1	1	0
Poland		**90**	**85**	**119**	**110**	**133**
Portugal		16	15	18	20	18
Puerto Rico		51	57	16	14	9
Qatar		0	0	0	1	0
Romania		2	1	2	5	2
Russia		21	23	29	23	22
Saudi Arabia		1	5	0	0	1
Samoa		1	0	0	1	0
San Marino		1	0	1	3	0
Serbia		0	2	0	1	1
Seychelles		0	1	1	2	1
Singapore		16	22	33	30	21
Slovakia		10	6	14	7	10
Slovenia		19	23	23	20	17
South Africa		5	7	10	15	3
South Korea		199	154	419	386	431
Spain		220	174	192	174	203
Sri Lanka		0	1	1	0	0
St. Kitts and Nevis		0	0	0	0	1
Sweden		452	405	433	515	500
Switzerland		935	724	745	901	752
Taiwan		58	71	53	58	45
Thailand		0	0	3	7	10
Tunesia		0	2	1	1	0
Turkey		64	70	71	73	71
Ukraine		0	4	1	3	2
United Arab Emirates		2	4	8	5	5
United Kingdom		391	402	459	465	513
United States of America		2186	1964	2185	2129	2268
Uruguay		0	0	0	1	0
Venezuela		0	1	0	0	0
Vietnam		1	1	2	1	1
Virgin Islands		16	6	4	13	7
Total		**13 077**	**11 636**	**13 020**	**13 284**	**12 841**

3.2 Top right holders broken down by the number of European patent validations granted in 2021[1]

Entity name	Country code	2021
1	2	3
Lg Chem, Ltd.	KR	193
Bsh Hausgeräte Gmbh	DE	192
Advanced New Technologies Co., Ltd.	KY	116
Telefonaktiebolaget LM Ericsson (Publ)	SE	111
Saint-Gobain Glass France	FR	93
Philip Morris Products S.A.	CH	75
Basf SE	DE	67
Koninklijke Philips N.V.	NL	51
Huawei Technologies Co., Ltd.	CN	46
Evonik Operations Gmbh	DE	46
F. Hoffmann-La Roche AG	CH	45
Arcelormittal	LU	42
Samsung Electronics Co., Ltd.	KR	39
Siemens Mobility Gmbh	DE	35
Pratt & Whitney Canada Corp.	CA	35
Henkel Ag & Co. KGAA	DE	35
Novartis AG	CH	32
Guangdong Oppo Mobile Telecommunications Corp., Ltd.	CN	32
Nicoventures Trading Limited	GB	31
Hewlett-Packard Development Company, L.P.	US	31
Siemens Energy Global Gmbh & Co. KG	DE	30
Samsung Sdi Co., Ltd.	KR	29
Regeneron Pharmaceuticals, Inc.	US	29
Fraunhofer-Gesellschaft Zur Förderung Der Angewandten Forschung E.V.	DE	29
Electrolux Appliances Aktiebolag	SE	29
Alstom Transport Technologies	FR	28
Vkr Holding A/S	DK	27
Inventio AG	CH	27
Jt International SA	CH	25
Hauni Maschinenbau Gmbh	DE	25
Dow Global Technologies LLC	US	25
Qualcomm Incorporated	US	24

[1] The rating includes the entities granted more than 20 European patent validatons in 2021. The rating was based on the total number of right holders.

1	2	3
Pfizer Inc.	US	24
Vorwerk & Co. Interholding Gmbh	DE	22
Nippon Steel Corporation	JP	22
Edwards Lifesciences Corporation	US	22
Arçelik Anonim Sirketi	TR	22
Safran Helicopter Engines	FR	21
Nokia Technologies Oy	FI	21
Contemporary Amperex Technology Co., Limited	CN	21
The Procter & Gamble Company	US	20
Stora Enso OYJ	FI	20
Intel Corporation	US	20

3.3. European patents in force in Poland as of 31st December

	2017	2018	2019	2020	2021
Validations in force	**56 589**	**64 366**	**73 638**	**83 800**	**93 364**

4. TRADE MARK APPLICATIONS AND RIGHTS OF PROTECTION FOR TRADE MARKS

4.1. Domestic and foreign trade mark applications broken down by the procedure

Procedure	domestic /foreign	2017	2018	2019	2020	2021
NATIONAL PROCEDURE		14 762	13 667	14 228	14 192	15 506
	domestic	13 737	12 811	13 294	13 541	14 680
	foreign	1 025	856	934	651	826
INTERNATIONAL PROCEDURE		2 231	2 809	2 781	2 298	2 070
	domestic	0	0	0	0	0
	foreign	2 231	2 809	2 781	2 298	2 070
Total		**16 993**	**16 476**	**17 009**	**16 490**	**17 576**

4.2. Domestic trade mark applications under national procedure broken down by the voivodeship

Voivodeship	2017	2018	2019	2020	2021
Dolnośląskie	822	899	965	878	967
Kujawsko-pomorskie	466	375	398	485	521
Lubelskie	340	322	356	362	418
Lubuskie	125	236	144	165	159
Łódzkie	774	760	845	840	823
Małopolskie	1375	1126	1418	1400	1657
Mazowieckie	4971	4475	4509	4364	4972
Opolskie	195	174	170	187	172
Podkarpackie	320	315	319	331	414
Podlaskie	212	183	209	287	308
Pomorskie	796	804	775	757	806
Śląskie	1334	1176	1208	1294	1329
Świętokrzyskie	196	169	175	221	238
Warmińsko-mazurskie	259	173	220	210	232
Wielkopolskie	1254	1327	1271	1423	1309
Zachodniopomorskie	298	297	312	337	355
Total	**13 737**	**12 811**	**13 294**	**13 541**	**14 680**

4.3. Domestic and foreign trade mark applications under national procedure broken down by the Nice classification

Class number	2017	2018	2019	2020	2021
1	2	3	4	5	6
01	542	467	429	615	492
02	162	176	142	172	135
03	1444	1160	1278	1269	1196
04	243	220	214	261	260
05	1988	1767	1764	1931	1776
06	422	430	393	453	528
07	455	445	438	367	435
08	181	208	162	166	189
09	1711	1568	1599	1761	2159
10	391	389	447	417	408
11	486	504	447	468	527
12	323	350	326	333	366
13	51	22	21	10	34
14	201	197	214	207	283
15	30	17	13	21	33
16	1299	1140	1061	1059	1358
17	213	296	188	192	189
18	360	327	388	331	460
19	546	531	493	499	493
20	465	460	420	458	549
21	445	409	310	340	446
22	82	95	69	73	97
23	9	10	7	12	10
24	201	185	177	208	238
25	1097	1017	1079	1082	1373
26	91	101	87	89	116
27	67	59	51	79	77
28	488	502	486	520	574
29	1177	1002	957	976	976
30	1451	1203	1149	1088	1274
31	475	417	415	393	433
32	910	807	904	739	741
33	405	425	530	428	384
34	126	165	117	134	137

1	2	3	4	5	6
35	4775	4514	4650	4483	5314
36	1315	1288	1225	1022	1373
37	1170	1078	1173	1095	1473
38	780	629	684	678	810
39	1011	890	852	836	1114
40	420	469	547	422	597
41	2782	2691	2701	2615	2974
42	1659	1595	1595	1697	1919
43	1186	1212	1305	1146	1307
44	894	933	1026	1087	1365
45	599	566	473	512	671
Other	49	50	78	31	24

4.4. Foreign trade mark applications under national procedure broken down by the country of origin of the right holder

Country name	2017	2018	2019	2020	2021
1	2	3	4	5	6
Albania	0	1	0	0	0
Andorra	0	1	0	0	0
Saudi Arabia	0	0	1	0	0
Argentina	0	0	1	2	0
Australia	2	0	2	1	2
Austria	15	13	13	5	5
Azerbaijan	0	0	0	0	0
Bahamas	0	1	0	1	0
Barbados	0	0	1	0	0
Belarus	1	0	0	2	4
Belgium	13	1	3	2	3
Belize	0	1	0	0	0
Brazil	0	1	3	1	12
Bulgaria	2	9	6	1	4
Canada	1	4	45	29	2
Chile	4	1	2	12	0
China	53	39	46	32	64
Columbia	0	0	0	0	1
Croatia	6	3	1	4	1
Cuba	1	0	0	1	0

1	2	3	4	5	6
Cyprus	18	21	8	28	19
Czech Republic	35	17	29	18	30
Denmark	8	4	3	5	2
Ecuador	0	0	0	0	0
Estonia	3	2	3	6	4
Fiji	0	0	0	0	5
Finland	7	3	7	4	0
France	31	13	35	23	19
Georgia	1	2	0	0	0
Germany	108	56	59	66	56
Greece	2	4	1	0	2
Guinea	0	0	0	0	1
Hong Kong	0	4	1	0	0
Hungary	9	6	3	1	5
Iceland	0	0	0	0	0
India	7	30	6	6	7
Indonesia	1	2	1	0	0
Iraq	0	0	0	3	0
Ireland	7	3	6	16	6
Israel	12	12	2	10	2
Italy	16	8	8	14	12
Japan	11	9	4	13	5
Jordania	0	1	2	0	0
South Korea	11	10	24	25	50
Kuwait	1	0	0	0	0
Latvia	3	2	4	0	1
Lebanon	0	0	1	0	0
Liechtenstein	3	0	0	0	0
Lithuania	5	13	4	5	10
Luxemburg	82	15	23	11	4
Maleysia	1	1	1	0	1
Malta	3	0	0	0	8
Marocco	0	0	0	1	0
Mauritius	6	1	1	1	0
Mexico	2	2	4	4	1
Moldova	1	1	3	0	2

1	2	3	4	5	6
Monaco	0	0	0	0	3
Netherlands	32	32	15	19	34
New Zealand	2	0	0	0	0
North Macedonia	0	0	0	0	1
Norway	3	1	0	2	5
Oman	0	0	0	0	0
Pakistan	0	0	0	1	0
Panama	2	0	0	0	0
Peru	0	0	1	1	0
Portugal	3	7	2	4	7
Russia	4	3	6	4	2
Romania	2	1	1	0	0
San Marino	0	0	0	0	1
Serbia	3	0	0	0	0
Singapore	0	1	21	1	7
Slovakia	15	12	4	18	17
Slovenia	1	0	0	1	1
Spain	7	13	13	14	22
South Africa	2	2	0	0	0
Sri Lanka	1	1	0	2	0
Sweden	4	7	2	4	3
Switzerland	106	123	130	56	108
Thailand	1	1	0	5	1
Turkey	2	7	6	13	9
Ukraine	22	5	12	12	10
United Arab Emirates	2	4	1	2	1
United Kingdom	65	49	59	57	71
United States of America	237	198	288	100	161
Uruguay	1	3	0	2	2
Vietnam	1	0	3	0	1
Other	12	28	19	2	9
Total	**1025**	**856**	**934**	**651**	**826**

4.5. Rights of protection for trade marks granted to domestic and foreign entities broken down by the procedure

Procedure	domestic /foreign	2017	2018	2019	2020	2021
NATIONAL PROCEDURE		14 900	11 400	10 700	7 150	14 794
	domestic	13 834	10 470	9 894	6556	13 890
	foreign	1066	930	806	594	904
INTERNATIONAL PROCEDURE		3 063	2 507	2 966	2 229	1 962
	domestic	0	0	0	0	0
	foreign	3 063	2 507	2 966	2 229	1 962
Total		**17 963**	**13 907**	**13 666**	**9 406**	**16 756**

4.6. Rights of protection for trade marks granted to domestic entities broken down by the voivodeship

Voivodeship	2017	2018	2019	2020	2021
Dolnośląskie	1027	628	704	485	927
Kujawsko-pomorskie	453	362	298	211	484
Lubelskie	353	264	254	168	431
Lubuskie	143	114	112	70	133
Łódzkie	760	582	505	438	906
Małopolskie	1348	1105	960	742	1517
Mazowieckie	4738	3682	3294	2033	4331
Opolskie	176	148	152	93	197
Podkarpackie	331	277	238	192	332
Podlaskie	203	156	144	124	279
Pomorskie	815	642	655	399	758
Śląskie	1315	1002	954	583	1287
Świętokrzyskie	226	134	151	99	230
Warmińsko-mazurskie	211	145	136	115	216
Wielkopolskie	1454	1010	1111	649	1528
Zachodniopomorskie	281	219	226	155	334
Total	**13 834**	**10 470**	**9894**	**6556**	**13 890**

4.7. Rights of protection for trade marks granted to domestic and foreign entities under national procedure broken down by the Nice classification

Class number	2017	2018	2019	2020	2021
1	2	3	4	5	6
01	655	454	390	251	616
02	228	140	122	86	173
03	1274	1108	985	718	1247
04	319	194	179	125	286
05	2059	1590	1430	979	1909
06	518	373	353	215	514
07	633	390	409	249	448
08	239	161	196	89	194
09	1927	1419	1310	898	1860
10	332	360	365	270	424
11	560	433	458	239	508
12	461	279	270	166	343
13	30	37	19	12	26
14	247	164	152	112	223
15	24	19	20	8	24
16	1515	1038	921	626	1194
17	306	206	197	101	218
18	408	268	283	185	355
19	591	430	410	266	544
20	507	371	382	208	485
21	442	378	329	165	384
22	77	58	78	39	77
23	14	14	12	3	13
24	222	157	172	96	197
25	980	748	830	537	1074
26	101	79	89	56	86
27	58	53	53	28	75
28	548	395	417	267	552
29	1242	889	793	476	971
30	1394	1101	920	588	1053
31	545	386	305	214	375
32	950	649	583	472	703
33	501	343	343	259	464

1	2	3	4	5	6
34	181	115	103	70	134
35	5191	3796	3526	2343	4748
36	1492	1091	1039	629	1179
37	1424	1022	932	611	1294
38	976	599	554	356	641
39	1169	823	640	450	936
40	526	399	374	296	475
41	2918	2125	2045	1363	2669
42	2084	1382	1293	868	1749
43	1167	872	957	629	1195
44	948	707	715	520	1061
45	704	448	413	269	535

4.8. Rights of protection for trade marks granted to foreign entities broken down by the country of origin of the right holder

Country name	2017	2018	2019	2020	2021
1	2	3	4	5	6
Andorra	0	0	1	0	0
Saudi Arabia	0	0	0	0	1
Argentina	5	0	0	0	2
Australia	0	2	0	2	0
Austria	8	10	9	11	9
Bahamas	0	0	2	0	0
Barbados	1	0	0	1	0
Belarus	0	0	0	0	3
Belgium	6	13	3	1	2
Belize	0	0	1	0	0
Brazil	1	2	2	1	2
Bulgaria	2	1	9	3	6
Canada	2	2	24	34	5
Chile	1	0	5	1	11
China	47	39	36	29	48
Columbia	0	0	0	0	1
Croatia	2	3	3	1	4
Cuba	0	0	1	0	0
Cyprus	22	17	16	2	11

1	2	3	4	5	6
Czech Republic	39	31	20	12	30
Denmark	1	7	4	0	9
Dominican Republic	1	0	0	0	0
Ecuador	1	0	0	0	0
Estonia	0	3	0	2	4
Finland	20	6	3	4	6
France	59	24	23	22	35
Georgia	1	0	2	0	0
Germany	137	122	57	63	82
Greece	2	1	3	1	0
Hong Kong	2	1	5	1	1
Hungary	5	10	2	1	6
Iceland	0	0	0	0	0
India	8	5	21	4	7
Indonesia	1	1	1	1	0
Iraq	0	0	0	0	3
Ireland	14	20	5	6	12
Israel	42	9	18	2	10
Italy	22	11	9	1	21
Japan	11	8	11	2	9
Jordania	0	0	0	2	0
Latvia	2	3	1	3	2
Lebanon	0	0	0	1	0
Liechtenstein	3	0	1	0	0
Lithuania	6	4	12	3	5
Luxemburg	20	43	9	8	25
Macau	1	0	0	0	0
Malaysia	2	1	0	1	0
Malta	5	0	0	0	3
Mauritius	3	5	1	2	0
Mexico	1	2	2	4	3
Moldova	2	1	0	2	1
Monaco	0	0	0	0	0
Netherlands	61	41	30	15	23
New Zealand	2	0	0	0	0
Norway	0	3	0	0	2

1	2	3	4	5	6
North Korea	0	1	0	0	0
North Macedonia	1	1	0	0	0
Oman	3	0	0	0	0
Panama	0	1	0	0	0
Portugal	5	5	0	1	8
Russia	2	3	1	1	6
Romania	9	1	1	0	0
Serbia	0	0	3	0	0
Singapore	2	1	11	9	2
Slovakia	5	11	17	5	16
Slovenia	1	1	0	0	2
South Africa	1	0	3	0	0
South Korea	21	12	21	16	33
Spain	7	7	14	4	16
Sri Lanka	1	1	1	0	2
St. Kitts and Nevis	1	0	0	0	0
Sweden	7	5	7	0	5
Switzerland	131	104	111	75	115
Thailand	0	0	0	1	5
Turkey	8	3	5	2	13
Ukraine	11	21	5	9	15
United Arab Emirates	1	2	4	0	3
United Kingdom	85	60	39	43	55
United States of America	185	232	187	179	189
Uruguay	2	1	3	0	2
Other	6	6	22	0	13
Total	1066	930	806	594	904

4.9. Top domestic and foreign right holders (with the exclusion of natural persons) broken down by the number of rights of protection for trade marks granted in 2021[1]

Entity name	2021
1	2
Znak Zofa Spółka z ograniczoną odpowiedzialnością Spółka komandytowa	114
Sokołów Spółka akcyjna	108
Grupa Maspex Spółka z ograniczoną odpowiedzialnością	69
Biofarm Spółka z ograniczoną odpowiedzialnością	63
Polskie Radio Spółka akcyjna	57
Swiss Pharma International AG	52
Unilab, LP	48
Adamed Pharma Spółka akcyjna	42
Jeronimo Martins Polska Spółka akcyjna	40
Żabka Polska Spółka z ograniczoną odpowiedzialnością	39
Epee Polska Spółka z ograniczoną odpowiedzialnością	39
BZK TM Spółka z ograniczoną odpowiedzialnością	38
Bielenda Kosmetyki Naturalne Spółka z ograniczoną odpowiedzialnością	37
Oceanic Spółka akcyjna	36
Hasco TM Spółka z ograniczoną odpowiedzialnością Spółka komandytowa	36
Innvigo Spółka z ograniczoną odpowiedzialnością	36
Aurovitas Pharma Polska Spółka z ograniczoną odpowiedzialnością	33
Tubądzin Management Group Spółka z ograniczoną odpowiedzialnością	31
Tarczyński Spółka akcyjna	31
Polska Grupa Górnicza Spółka akcyjna	28
Kamaben Spółka z ograniczoną odpowiedzialnością	28
Colian Spółka z ograniczoną odpowiedzialnością	25
Amidel Polska Spółka z ograniczoną odpowiedzialnością	25
Telewizja Polska Spółka akcyjna	23
Verco Spółka akcyjna	22
Urząd Komisji Nadzoru Finansowego	22
SMP Agro Spółka z ograniczoną odpowiedzialnością Spółka komandytowa	22
TIM Spółka akcyjna	21
Philip Morris Products S.A.	21
Grupa Familijna Spółka z ograniczoną odpowiedzialnością	21
Eurocash Spółka akcyjna	21

[1] The rating includes the entities granted more than 20 rights of protection for trade marks in 2021. The rating was based on the total number of right holders.

1	2
Toruńskie Zakłady Materiałów Opatrunkowych Spółka akcyjna	20
Pruszyński Spółka z ograniczoną odpowiedzialnością	20
Polska Press Spółka z ograniczoną odpowiedzialnością	20
Linka Pinot	20
JNT Group Spółka akcyjna Spółka komandytowa	20

4.10. Rights of protection for trade marks in force as of 31st December

	2017	2018	2019	2020	2021
Rights of protection in force	**148 177**	**149 807**	**150 934**	**155 275**	**170 675**

5. INDUSTRIAL DESIGN APPLICATIONS AND RIGHTS IN REGISTRATION FOR INDUSTRIAL DESIGNS

5.1. Domestic and foreign industrial design applications broken down by the procedure

Procedure	domestic /foreign	2017	2018	2019	2020	2021
NATIONAL PROCEDURE		979	1083	1014	1004	1174
	domestic	971	1081	1004	988	1152
	foreign	8	2	10	16	22
INTERNATIONAL PROCEDURE		60	58	40	44	40
	domestic	0	0	0	0	0
	foreign	60	58	40	44	40
Total		**1039**	**1141**	**1054**	**1048**	**1214**

5.2. Domestic industrial design applications under national procedure broken down by the voivodeship

Voivodeship	2017	2018	2019	2020	2021
Dolnośląskie	62	50	36	51	46
Kujawsko-pomorskie	40	116	58	57	43
Lubelskie	30	37	28	42	60
Lubuskie	9	24	3	6	26
Łódzkie	60	65	38	66	66
Małopolskie	107	74	84	71	95
Mazowieckie	230	232	186	232	266
Opolskie	8	11	13	5	14
Podkarpackie	21	66	28	38	47
Podlaskie	23	20	41	18	54
Pomorskie	50	48	39	30	51
Śląskie	139	140	285	199	162
Świętokrzyskie	13	32	37	40	47
Warmińsko-mazurskie	41	28	26	29	19
Wielkopolskie	106	113	90	84	137
Zachodniopomorskie	32	25	12	20	19
Total	**971**	**1081**	**1004**	**988**	**1152**

5.3. Foreign industrial design applications broken down by the country of origin of the right holder

Country name	2017	2018	2019	2020	2021
Belarus	0	0	1	0	1
China	2	0	0	1	14
Czech Republic	0	0	0	0	0
Estonia	0	0	0	1	0
France	1	0	0	0	0
Germany	2	0	1	5	0
Ireland	1	0	0	5	0
Israel	0	0	1	0	0
Lithuania	0	0	2	0	0
Russia	0	1	0	0	0
South Korea	0	0	1	0	1
Spain	0	0	0	0	0
Sweden	0	0	0	0	2
Switzerland	1	0	1	1	1
Ukraine	0	0	2	0	0
United Kingdom	1	1	1	2	3
United States of America	0	0	0	1	0
Total	**8**	**2**	**10**	**16**	**22**

5.4. Rights in registration for industrial designs granted to domestic and foreign entities

Procedure	domestic /foreign	2017	2018	2019	2020	2021
NATIONAL PROCEDURE		818	952	940	800	1 009
	domestic	815	949	934	789	989
	foreign	3	3	6	11	20
INTERNATIONAL PROCEDURE		50	29	35	43	39
	domestic	0	0	0	0	0
	foreign	50	29	35	43	39
Total		**868**	**981**	**975**	**843**	**1048**

5.5. Rights in registration for industrial designs granted to domestic entities broken down by the voivodeship

Voivodeship	2017	2018	2019	2020	2021
Dolnośląskie	45	51	30	30	51
Kujawsko-pomorskie	22	110	58	39	48
Lubelskie	42	23	20	30	56
Lubuskie	9	6	13	3	19
Łódzkie	52	57	39	55	52
Małopolskie	113	69	70	61	81
Mazowieckie	199	193	187	147	219
Opolskie	9	8	10	5	6
Podkarpackie	17	63	18	27	41
Podlaskie	22	18	29	21	46
Pomorskie	39	54	34	23	28
Śląskie	112	113	245	217	147
Świętokrzyskie	12	25	39	22	62
Warmińsko-mazurskie	26	34	35	30	7
Wielkopolskie	80	105	91	69	102
Zachodniopomorskie	16	20	16	10	24
Total	**815**	**949**	**934**	**789**	**989**

5.6. Rights in registration for industrial designs granted to domestic and foreign entities broken down by the Locarno classification

Class number	2017	2018	2019	2020	2021
1	2	3	4	5	6
01	12	17	10	6	12
02	36	51	48	42	36
03	10	11	12	6	7
04	0	3	0	3	1
05	23	9	22	2	3
06	106	189	133	120	143
07	20	42	21	25	14
08	40	37	30	35	31
09	82	62	185	110	123
10	30	34	22	10	10
11	43	48	35	34	40
12	34	28	13	20	17
13	9	19	16	10	17

1	2	3	4	5	6
14	28	25	10	10	22
15	10	17	16	13	16
16	0	0	4	1	0
17	0	3	0	0	1
18	0	6	0	0	1
19	87	67	56	38	58
20	7	5	14	3	13
21	23	36	44	32	50
22	0	1	4	2	5
23	48	30	52	15	40
24	13	6	10	11	26
25	57	54	62	84	108
26	40	63	59	73	92
27	0	0	0	2	1
28	4	3	7	18	7
29	2	12	2	8	11
30	9	8	9	9	18
31	0	10	4	2	11
32	45	74	40	65	100

5.7. Rights in registration for industrial designs granted to foreign entities broken down by the country of origin of the right holder

Country name	2017	2018	2019	2020	2021
1	2	3	4	5	6
Belarus	0	0	0	0	1
China	0	0	0	1	12
Czech Republic	0	0	0	0	0
Estonia	0	0	0	0	1
France	1	0	0	0	0
Germany	0	1	0	5	0
Ireland	0	1	0	0	1
Israel	0	0	1	0	0
Lithuania	0	0	2	0	0
Russia	0	0	1	0	0
South Korea	0	0	0	1	1
Spain	0	0	0	0	0

1	2	3	4	5	6
Sweden	0	0	0	0	2
Switzerland	1	0	0	2	1
Ukraine	1	0	1	1	0
United Kingdom	0	1	1	1	1
United States of America	0	0	0	0	0
Total	**3**	**3**	**6**	**11**	**20**

5.8. Top domestic and foreign right holders (with the exclusion of natural persons) broken down by the number of rights in registration for industrial designs granted in 2021[1]

Entity name	2021
1	2
Meble Vox Spółka z ograniczoną odpowiedzialnością Spółka komandytowa	50
Impakt	24
Zakłady Ceramiczne Bolesławiec w Bolesławcu Spółka z ograniczoną odpowiedzialnością	24
Pharmacy Laboratories Plus	20
Politechnika Świętokrzyska	16
Pinum	15
P.P.H.U. Mardo	15
Przedsiębiorstwo Wielobranżowe Mar-Tom Spółka z ograniczoną odpowiedzialnością	14
Barwa Spółka z ograniczoną odpowiedzialnością	13
Proxima Spółka jawna W. M. Fredrych, M. Fredrych	10
Interlight	10
AG Store Spółka z ograniczoną odpowiedzialnością	9
Koliber Spółka z ograniczoną odpowiedzialnością	9
Karpol Przedsiębiorstwo Produkcyjno-Handlowe	8
Cortina Poland Spółka z ograniczoną odpowiedzialnością Spółka komandytowa	7
Główny Instytut Górnictwa	7
Politechnika Śląska	7
Uniwersytet Technologiczno-Przyrodniczy im. Jana i Jędrzeja Śniadeckich w Bydgoszczy	7
Vobro Spółka z ograniczoną odpowiedzialnością Spółka komandytowa	7
Mine Master Spółka z ograniczoną odpowiedzialnością	7
PNR Group Spółka z ograniczoną odpowiedzialnością	7
Fabryka Mebli Bodzio Bogdan Szewczyk Spółka jawna	6
Fabryka Flag Linea	6

[1] The rating includes the entities granted at least 5 rights in registration for industrial designs in 2021. The rating was based on the total number of right holders.

1	2
Elektro-Plast Tadeusz Czachorowski Spółka jawna	6
Agata	6
Blach-Pol Krzysztofik, Pałyga Spółka jawna	6
Herbapol-Lublin Spółka akcyjna	6
Julimex Spółka z ograniczoną odpowiedzialnością Spółka jawna	5
Jaguar	5
Przedsiębiorstwo Produkcyjno-Handlowe Tabit Spółka z ograniczoną odpowiedzialnością	5
R2 Center Spółka z ograniczoną odpowiedzialnością	5

5.9. Rights in registration for industrial designs in force as of 31st December

	2017	2018	2019	2020	2021
Rights in registration in force	**9062**	**8476**	**8368**	**8500**	**8655**

The Annual Report was prepared by the following team:

Piotr Zakrzewski – project coordinator

Iwona Grodnicka-Lech – publishing supervisor

Michał Gołacki, Mateusz Czajka – statistical data

Adam Taukert – editor

Karolina Badzioch-Brylska – editorial cooperation

Ewa Lisowska-Bilińska – translation

Marek Sikorski – graphics

Ewelina Gonera – infographics

Ewelina Sienkiewicz – proofreading

Cover and inside graphics: Jozefmicic (Adobe Stock)

Patent Office of the Republic of Poland
al. Niepodległości 188/192
00–950 Warsaw
Information Center for the Protection of Intellectual Property
Phone: (22) 579 05 55
e-mail: Centrum.Kontaktowe@uprp.gov.pl
General fax: (22) 579 00 01
www.uprp.gov.pl